



Application to Become a Member of the International Safe Community Network

Fangsong Safe Community Promotion Committee, Songjiang District, Shanghai

March, 2011

Contents

1. Fangsong Community Profile	1
1.1 Introduction.....	1
1.2 Population distribution and composition	2
1.3 Program Background	2
1.4 Established Goals.....	2
2. Six Indicators for International Safe Communities	3
2.1 An infrastructure based on partnership and collaborations, governed by a cross-sectional group that is responsible for safety promotion in the community	3
2.1.1 Institutional Framework.....	3
2.1.2 Working Regulations.....	4
2.1.3 Working Responsibilities	4
2.1.4 Publicity & Training	5
2.2 Long-term, sustainable injury intervention programs covering both genders and all ages, environments, and situations.....	7
2.2.1 Traffic safety	7
2.2.2 School Safety	11
2.2.3 Home Safety.....	15
2.2.4 Workplace Safety	18
2.2.5 Social Security	21
2.3 Programs that target high-risk groups and environments, and programs that promote safety for vulnerable groups	23

2.3.1 Migrants Populated Area Safety Promotion Program.....	23
2.3.2 Disabled Safety Promotion Program	26
2.3.3 Safety Simulation Education Program.....	29
2.3.4 Bicycle Riding Qualification Test.....	31
2.3.5 “Chat Together” Workshop	32
2.3.6 Dogbite-caused Children Injury Intervention Program	33
2.4 Programs that document the frequency and causes of injuries	36
2.4.1 Introduction of Fangsong Community Injury Surveillance System	36
2.4.2 Means of Surveillance.....	36
2.4.3 Working Process	37
2.4.4 Result Analysis.....	37
2.5 Evaluation measures to assess the programs, processes and effects	38
2.5.1 Long-term Objective on Safety Promotion and Injury Prevention	38
2.5.2 Annual Performance Review of Involved Organizations	38
2.5.3 Door-to-door Investigation & Evaluation.....	38
2.5.5 Overall Effect Evaluation	39
2.6 Ongoing participation in national and international Safe Communities networks.....	45

Part 1 Fangsong Community Profile

1.1 Introduction

Fangsong Community, located in the northwest of Shanghai, is the center for administration, education, culture and settlement. Covering an area of 33.81 square kilometers, Fangsong Community is a major traffic center with on-going population immigration.

A Glance of Songjiang New Town



Fangsong Community has 23 neighborhood committees, 7 neighborhood committee preparatory groups, 1 administrative village, 1 community management station and 14 educational organizations including kindergartens, primary and middle schools. It also harbors a series of service facilities including community cultural activity center, community health service center, community affairs service center, community social work station, migrant worker service station, community library, community welfare institution, nursery home and rehabilitation center for the disabled. There are activity rooms in each neighborhood committee and recreational places as well as gyms in each sub-community.

With Fangsong Community as the core area, Songjiang New Town has successfully achieved honors of International Garden City, National Model City in Afforestation, National Sanitary Community, National Model City for People Living, and Shanghai Civilized Community and etc.

Besides, Fangsong Community has also been awarded with National Advanced Unit in Cultural and Ideological Progress Program, Shanghai Civilized Community, Shanghai Advanced Unit in Mass Sport, Shanghai Advanced Unit in Healthy Community Promotion, Shanghai Model Unit in Science Popularization, Shanghai Civilized Community in Traffic Management, Shanghai Advanced Unit in Further Education for the Senior, Shanghai Peaceful Community and etc.

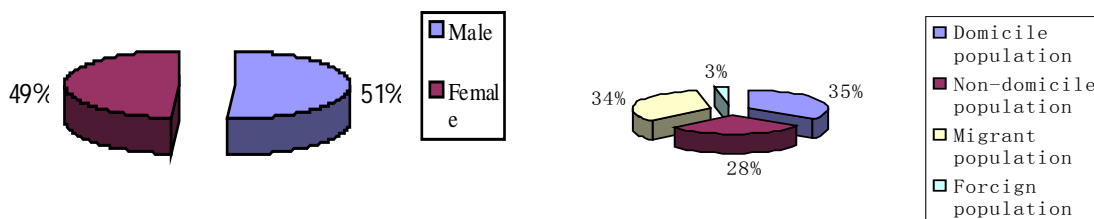
The Safe Community program has been lunched in Fangsong Community since Jan 2007. Fangsong Community was designated as Shanghai Safe Community in Mar 2009 and National Safe Community in Oct 2009.

1.2 Population Distribution and Composition

By the end of 2010, the population of Fangsong Community had achieved 132,292 including a migrant population of 44,532 and a foreign population of 3,430.

Figure 1 Gender Distribution of Fangsong Community in 2010

Figure 2 Population Composition of Fangsong Community in 2010



1.3

Program Background

Fangsong Community is an immigration area with an increase of migrant population by 30% every year. Meanwhile, lots of farmers have become urban residents due to rapid urban development. Since Jan 2007, Fangsong Community has launched the Safe Community Program according to indicators for international safe communities.

1.4 Overall Objective

Injury interventions have been carried out continuously targeting on high-risk groups, high-risk environments, vulnerable groups and risky factors, aiming at reducing injury incidence by over 25% by 2020.

Part 2 Six Indicators for International Safe Communities

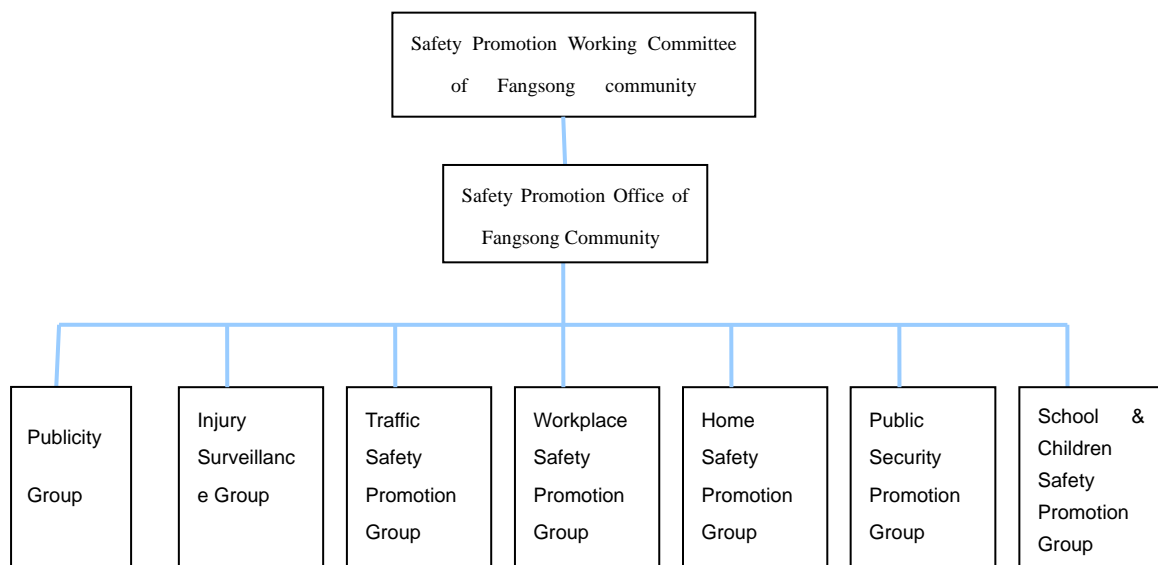
2.1 An infrastructure based on partnership and collaborations, governed by a cross-sectional group that is responsible for safety promotion in the community

2.1.1 Institutional Framework

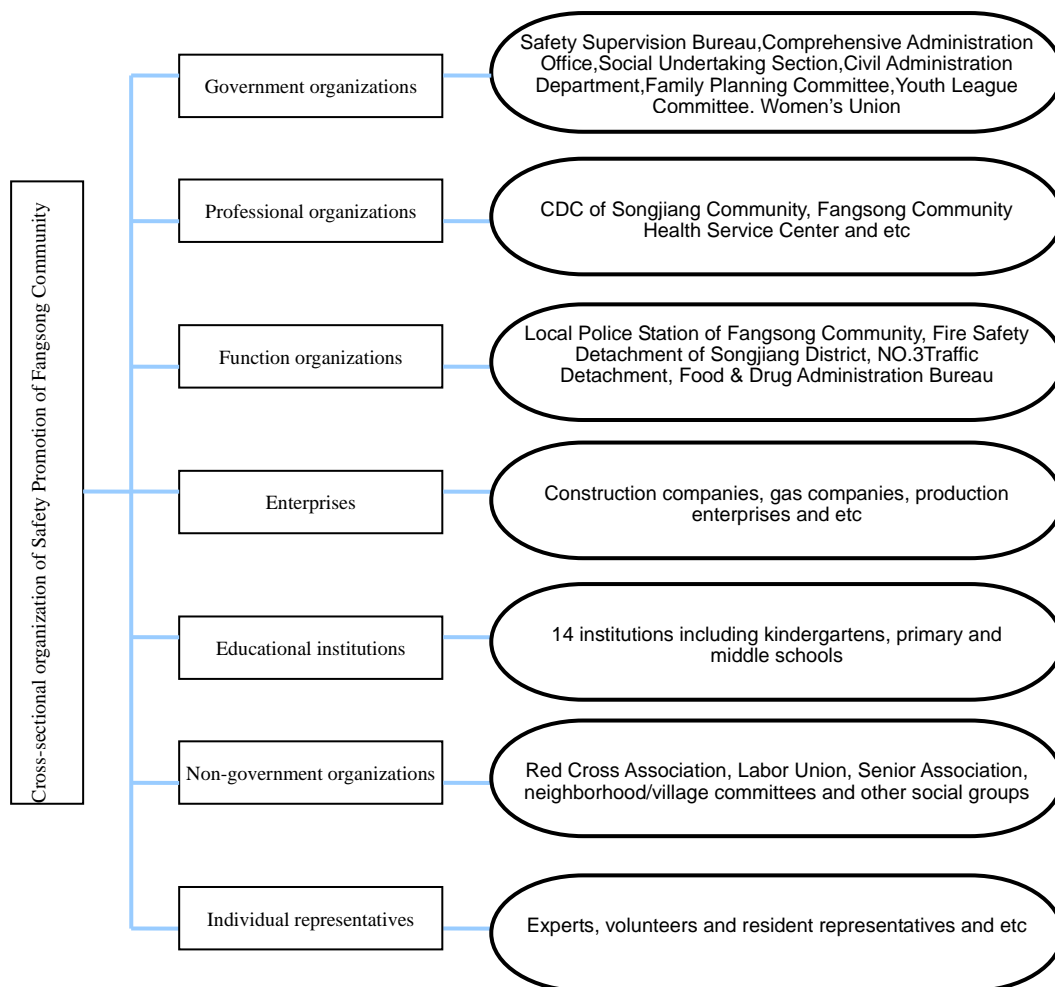
There has established the Safe Community Promotion Working Committee in Fangsong Community under joint efforts of 25 institutions and organizations of 14 systems including local traffic detachment, fire detachment, local police, CDC, Gas Company, Senior Association, Community Labor Committee, Women's Association, Red Cross Association, Disabled Federation, hospitals, schools, kindergartens and volunteers. The working committee takes charge of the subordinate Safe Community Promotion Office composed of 3 full-time staff. There have established 7 working groups including Publicity Group, Injury Surveillance Group, Traffic Safety Promotion Group, Workplace Safety Promotion Group, Home Safety Promotion Group, Social Security Promotion Group, and School & Children Safety Group.

Fangsong Community has also established many volunteer groups covering a wide range of areas including injury investigation, security patrol, aged-care service, traffic assistance and food safety supervision.

Institutional Framework of Fangsong Safe Community Promotion Committee



Cross-sectional Organization of Fangsong Safe Community Promotion Committee



2.1.2 Working Process

(1) Regular Meeting System including review meetings every six months, evaluation meetings every quarter, on-site review meetings and monthly routine meetings;

(2) Information Feedback and Exchange System

(3) Injury Surveillance and Report System

(4) Effect Evaluation System

(6) Financial Guarantee System.

(7) Documenting System

2.1.3 Working Responsibilities

◆ **Main responsibilities of Safety Promotion Working Committee of Fangsong**

Community

- (1) Call regular working meetings to push forward safety promotion continuously;
- (2) Formulate objectives and plans on safety promotion;
- (3) Evaluate program performance and intervention effect;
- (4) Coordinate available resources from the government and non-government organizations;
- (5) Participate in national and international safe community networks.

◆Main working responsibilities of Safety Promotion Office

- (1) Work closely with all working groups; organize working conferences, performance reviews and effect evaluations;
- (2) Coordinate and participate in injury investigation and surveillance; collect and summarize injury data; analyze injury cause;
- (3) Work closely with all working groups to design injury interventions;
- (4) Organize training and on-site visit;
- (5) Collect and sort data to establish a normative safe community file system.

◆Main responsibilities of Safety Promotion Working Groups

- (1) Formulate work plans and concrete intervention measures;
- (2) Formulate and implement injury interventions;
- (3) Encourage and coordinate enterprises and institutions to get involved in the safety promotion;
- (4) Establish a system for information exchange and feedback; bring the roles of NGOs and volunteers into full play;
- (5) Establish a standard documenting system for safety promotion.

◆Main responsibilities of Publicity Group

Responsible for popularizing and advertising on safety promotion including collecting relevant video data.

◆ Main responsibilities of Injury Surveillance Group

Responsible for injury surveillance and risk identification and assessment; statistically analyze injury data.

2.1.4 Advertising & Publicity

2.1.4.1 Publicity Strategies

◆ A column has been set up in the monthly journal of Songjiang New Town themed on the International Safe Community Building, covering program progress and safety knowledge. The activities of safety promotion programs are published in Songjiang Newspaper. A documentary has been made and played on Songjiang Cable.

◆ A column of Fangsong Safe Community has been set up on the website of Songjiang New Town (<http://fsjd.sj.net.cn:8080/>) for regular release of program progress and safety knowledge. Suggestions and advices about safe community building could be published on the website so as to attract more people to concern and actively get involved in the program.

◆ Trainings are provided covering injury surveillance and investigation. Working groups organize lectures and video shows targeting on different groups of people. Experts are invited to give trainings on safety promotion.

No.	Time	Activities	Participants
1	Jan,2007	Safe Community Launch Ceremony of Fangsong Community in Songjiang Art Museum	Over 500
2	April, 2008	Injury prevention consulting activities & itinerant exhibition of show boards in Kaiyuan Mediterranean Plaza	Over 2000
3	Nov, 2008	“11.9” Fire safety themed activities in Jiahe Plaza	Over 2000
4	Nov, 2009	Itinerant exhibition of show boards on safety promotion across the community	Over 10,000
5	Mar, 2010	Injury surveillance consulting activities in Citizen Plaza	Over 5000
6	Jan, 2011	Advertisement activities on gas safety, fire safety and food safety in Jiangzhong Neighborhood	Over 500

◆ A column of safe community has been set up in the community newsletter for

introduction of safety knowledge. Safety promotion is advertised by means of blackboards, electronic signs and bulletin boards.

◆ Safety notices are delivered to every household by joint efforts of neighborhood committee, Property Management Company and volunteers.

2.1.4.2 Advertising Gifts

◆ 30,000 copies of Safe Community Booklets are handed out across the community.

◆ 700,000 paper cups with Safe Community logo are handed out to residents, enterprises and institutions in the community.



◆ 20,000 Haibao (Mascot of 2010 World Expo)-shaped bottle openers with gas safety knowledge in the front and emergency calls in the back are handed out to residents.

◆ 8,000 automobile non-slip mattress with slogans of “Safe Driving” and “Civilized Driving” are handed out to drivers.

◆ 20 pieces of traffic safety show boards are set up in the major crossings of community for safety publicity.

◆ Show boards on traffic safety are on itinerant exhibition among neighborhoods across the community.

2.1.4.3 Professional Training Centers

There has successively established a traffic simulation center in Sanxin School, a parent-child traffic simulation center in Songjiang Teacher Training College Affiliated Kindergarten and a disaster drill center in Huanshi Junior High School. Residents and students are organized to get training in these professional training centers by stages and in groups.

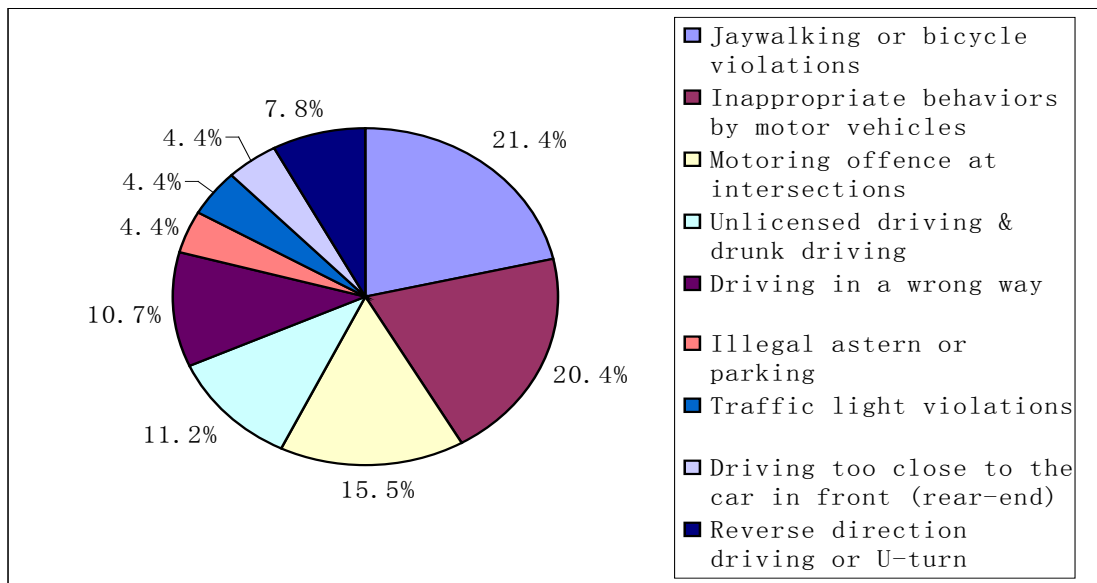
2.2 Long-term, sustainable injury intervention programs covering both genders and all ages, environments, and situations

2.2.1 Traffic Safety

2.2.1.1 Program Background

According to the Injury Diagnostic Report of Fangsong Community, traffic accident rank 1st in injury causes in 2006 and in 2007. In 2007, there were 3,833 cases of traffic injury, causing 767 people injured and a mortality of 20.

Traffic accident cause analysis of Fangsong Community, Songjiang District in 2007



2.2.1.2 Program Planning

- (1) Improve road facilities to satisfy the growing traffic needs;
- (2) Take interventions in high-risk traffic sections and assembly occupancies, intensify traffic injury prevention and remove hidden hazard.
- (3) Carry out centralized rectification on traffic violations.
- (4) Introduce traffic safety into neighborhoods, schools and organizations.

2.2.1.3 Intervention Measures

(1) Improve road facilities

12 sets of safety monitoring systems, 23 traffic lights, 9 yellow flashlights and 60 traffic signs are set up with marked line of 1.5 kilometer. 6 sets of visual intervention lines are drawn

at entrances/exits to cause visual deviation and force drivers to slow down.

(2) Intervention in high-risk traffic sections

10 sets of safety monitoring systems, 10 traffic lights, 3 yellow flashlights and 46 traffic signs are set up with marked line of 1.8 kilometer and 2 sets of visual intervention lines.



Before



After



Before



After

(3) Intervention at construction sites and assembly occupancies

- ◆ Police direct traffic in morning and evening rush hours to avoid traffic jams;
- ◆ Set up 495 pieces of deceleration lanes, 136 pieces of deceleration strips and 36 pieces of safety signs, 7,000 parking spaces. Currently, there are over 17,000 parking spaces available in the community.

- ◆ Optimize traffic light system. 90 sets of regular traffic lights are upgraded to countdown traffic lights in 2010.

(4) Centralized rectification on traffic violations

◆ Carry out special inspection and rectification on drunk-driving, with 1,285 cases of drunk-driving rectified;

◆ Carry out rectification on traffic light violations, with 3,360 cases rectified including motor vehicle, non-motor vehicle and pedestrian;

◆ Carry out traffic rectification around campus, targeting on illegal parking and jaywalking;

◆ Carry out rectification on illegal transportation, with over 30 vehicles forfeited.

(5) Introduce traffic safety into neighborhoods, schools and organizations

◆ Under the joint efforts of No.3 Traffic Detachment, series of activities have been organized in neighborhood, organizations and enterprises since 2007 including 90 traffic safety activities and 20 volunteer activities with over 10,000 leaflets handed out, over 5,000 posters put up. Over 40,000 people benefit from these activities.

◆ In 2007, 23 activities were carried out themed on traffic safety including “Value Life and Pay attention on Road Safety” “Walk and Ride in a Civilized Way” “Hand in Hand to Promote Traffic Safety Cooperatively” “A journey begins with safety” and so forth with over 20,000 participants. Over 900 posters and 200 video discs were handed out for traffic safety advertising.

◆ In 2008, No.3 Traffic Detachment of Songjiang District organized over 60 lectures themed on traffic safety and introduced pro-safety idea to 6 primary and middle schools, 19 neighborhoods, 2 transportation enterprises and 9 regular enterprises across the community with 5,000 participants.

◆ In Jun, 2008, a traffic simulation center and a traffic safety classroom were set up in Sanxin School. It receives over 4,000 people for traffic safety practice every year.



◆ In 2009, police provided lectures on traffic safety for students in primary and middle schools across 19 neighborhoods with over 1,000 participants. 10 lectures were provided in the 6 schools with over 5,000 participants.

◆ In 2010, 12 volunteer activities of various kinds are organized with over 7,000 participants. A theatric performance during Expo was organized with traffic guidance live show for audiences of over 10,000 people.

◆ In 2010, series of activities were organized including 35 lectures, 4 volunteer trainings and 5 volunteer activities in schools, neighborhood committees, institutions and hotels.

◆ In view of high accident rate of electric bicycle driving, people are advised not to use unsecured electric bicycles.

2.2.1.4 Effect Evaluation

Year	Total population	Domicile population	Migrant population	Traffic accident count	Injury count	Population growth rate	Per capita traffic accident count
2008	77,359	53,148	24,211	5,168	1,717	13.02%	0.066
2009	92,938	58,303	34,635	5,997	1,774	20.13%	0.064
2010	132,292	84,330	47,962	5,494	383	42.34%	0.041

2.2.2 School & Children Safety

2.2.2.1 Program Background

There are 14 schools in Fangsong Community. Most pupils and kindergarten children are sent to school and picked up after school by their parents. Middle school students often go to school by bicycle.

In 2007, there were 21 cases of injures with 21 people injured including 9 cases during physical activities (accounting for 42.8%), 5 cases on the way to school/home (accounting for 23.8%), 3 cases during experiment/skill training class (accounting for 14.3%), 2 cases due to

fall accident (accounting for 9.5%) and 2 cases of other kinds (accounting for 9.5%).

2.2.2.2 Intervention Plans

(1) Improve facilities and environments inside and outside schools to remove hidden hazards;

(2) Carry out safety training and education of various kinds to enhance children's safety awareness and improve their protection skills;

(3) Strengthen police force at school gates to guard against injury and improve campus peripheral environment.

2.2.2.3 Intervention measures

(1) Reinforce management to make sure smooth advancement of program

◆ Establish parent supervision system for school management, peripheral environment and teachers' behaviors; strengthen communication between parents and school; take over 140 pieces of advice from parents.

◆ Appoint certain people to take charge of injury surveillance and control including taking injury record.

◆ Management department randomly checks whether electric teaching aid are powered off after use and whether doors and windows are shut after school; Regularly check on fitness facilities, food safety and fire extinguishers.

(2) Improve hardware facilities to guarantee children's safety

◆ Facility Improvement

▲ 874 lights, 68 cameras, 80 safety signs, 535 fire extinguishers and 95 fire hydrants are equipped in schools.

▲ Innoxiously synthetic turf is laid on playgrounds of all schools. Edges of fitness equipment, flowerbeds and park benches are enwrapped with outdoor woods to avoid unintentional injury.

▲ Reinforce management on parking spaces for motor vehicles and non-motor vehicles; set up 20 road cones, 56 deceleration strips, 3 traffic reflectors; draw traffic markings of 780 meter and separating lines for 379 parking spaces

▲ Invite parents to give suggestions on school safety, inspect and rectify hidden hazards and inspect facility improvement on campus.

◆ **Classroom/playroom environment improvement**

▲ Cupboards and desks are designed with arc-shaped corners to avoid injuries. Make sure switches and plugs in kindergartens are out of children's reach. Door cracks are sealed with soft glass to avoid finger slamming. Safety tips



and route maps are pasted onto the floor for guidance. Customized hand sinks with the right height are designed for children with arc-shaped corners.

▲ Make modifications for handrails, steps and fire hydrants during holidays

◆ Design safety signs for staircase use such as "I would take stairs in a safe way".

(3) **Safety publicity activities**

◆ Carry out series of activities including young traffic safety supervision team activities at school gates, exhibition of traffic violations, Traffic Safety Day activities and advertising on children's in-car safety



Targeting on traffic violations of bicycle riding by senior students, videos are played in public to make students realize the harm of reverse direction riding, speed riding and traffic lights violations and etc.

◆ Provide traffic safety lectures in schools and invite police to give a speech.

◆ Organize photo exhibition for 5,000 students

◆ Compile and hand out holiday safety booklets & homeland newsletters to children and pupils on a regular base.



◆ Establish a traffic safety simulation center, a disaster drill center and a children’s safety simulation center (Teacher Training College Affiliated Kindergarten), provide safety drills for teachers and students.

◆ Take intervention on bicycle riding of middle school students and improve their riding skills.

Safety themed activities for publicity and education

Time	Theme	Contents	Participants
Sep, 2008	Safety education week	<p>① Aired Fire Safety Themed Educational Film on Red Scarf Cables;</p> <p>② Designed blackboard newspaper on safety education ;</p> <p>③ Held a forum on “Value Life” by utilizing Afternoon Chatting Bar;</p> <p>④ Carried out safety knowledge competition and online safety game competition such as connects-the-dots of safety signs;</p> <p>Organized a social practice activities such as investigation on pedestrian’s traffic safety awareness.</p>	All students

Mar, 2009	Emergency drill	Taught teachers and students basic safety knowledge including easy and practical ways to self-rescue and avoid injury in emergency, emergency calls, safety signs & warnings; carried out training on emergency evacuation and self-protection.	Students and teachers
Nov, 2009	Fire safety activities	Organized themed lectures, emergency drills, safety knowledge contest; established monthly safety report system.	Teachers
Apr, 2010	Traffic safety activities	Organized traffic safety documentary show for teachers and students; penetrated pro-safety idea into every part of school life including games, trainings and activities to make children accept pro-safety idea easily.	Primary and middle schools
Jun, 2010	Fire safety for peaceful life	① Invited fire safety instructor to give lectures on fire safety knowledge and fire escape ability; ② Practice activities: fire escape drill; ③ Organized young safety supervisors to conduct fire safety inspection, especially on expiration date and storage site of fire extinguishers, and carried out rectification if problems are discovered.	Students and teachers
Jul, 2010	Safety knowledge lectures	Invited teenagers in the community to attend safety knowledge during summer vacations to study knowledge of traffic safety, water safety, earthquake self-rescue skills and the International Safe Community Promotion Program	Teenagers across the community



(4) Strengthen police force at school gates to guard against injury and improve environment surrounding campus

◆43 security guards take full-time duty for school safety. Security guards receive regular training for employment with certificate. Security guards keep records for visits and calls, and take 24-hour patrol around campus.

◆“One policeman for one school”. Police and volunteers guide traffic at school gates or around campus every day.

◆Crack down unlicensed cybercafé, food stands and food stores around schools and kindergartens in collaboration with Industry and Commercial Department, Food & Drug Supervision Department and Urban Administration Department

2.2.2.4 Effect evaluation

(1) Students’ school safety awareness rate is 96%, while parents’ satisfaction rate is 92%.

(2) The investigation at major crossings around schools in 2009 and 2010 showed a decrease of bicycle riding in motor way from 22% to 2.4%, a decrease of reverse direction riding from 16% to 1.2% and a decrease of traffic lights violation from 18% to 0.8%。

(3) There were 9 school injury cases in 2010 with a decrease by 50% comparing with the average amount from 2007 to 2009. The number of sport injury and traffic injury is 3 and 1 respectively with the sharpest decrease.

2.2.3 Home Safety

2.2.3.1 Program Background

According to emergency department visits or hospital admissions statistical data of Fangsong Community Health Service Center from 2006 to 2007, the 2nd ranking in injuries causes is fall injuries, accounting for 11.99%. In the over 60s group, fall injuries is the major injury causes, accounting for 40.00%.

26.1% injuries occur at home, ranking the 2nd; while in the group of over 65s, 75% injuries occur at home.

As for activities at the time of injuries, 47.4% of injuries occur at the time of recreational activities, 21.1% of injuries occur during physical exercise in the 0~14 age group; 78.8% of

injuries occur at the time of housework and daily life in the over 65 group.

According to the results of door-to-door injuries investigation in 2009, 96.9% of people consider bad indoor facilities & environments as the most common and serious cause of fall injuries for the senior. 64.6% of the senior are concerned about fall injuries by themselves with varying degrees. 48.3% of the senior think the indoor facilities need improvement.

2.2.3.2 Intervention Planning

Safety promotion plans and concrete measures are formulated and implemented focusing on fall injuries prevention for the senior, house improvement and sports injury intervention.

2.2.3.3 Fall Prevention for the senior

(1) Facility improvement

◆ 50 handrails are equipped in staircases.

◆ Handrails, wheelchair accesses and kitchen utility improvement are provided for 209 households especially for senior people living alone and pure old families.



(2) Aged-care at Home

◆ In collaboration with Home Aged-care Service Center, nursery service has been provided for 318 senior people across the community for free or with discount. The service includes housekeeping service, bathing assistance, medical assistance and psychological consolation.

◆ 62 sets of “Ankangtong” and 69 Sunny Pagers for emergency calls have been installed for senior people. Health insurance has been provided for 240 senior to remove their worries.

◆ There has established a team composed of 95 volunteers to provide one-on-one service for the senior. Every month they organize themed activities targeting on safety of senior people.



◆ Free physical exams are provided for people

over 70 every year. Individual health records are set up for the senior.

◆Community legal aid service center has received over 600 people for consulting. Over 100 advertising activities and over 20 lectures and shows had been provided.

(3) Advertisement & Training

Lectures and trainings are provided covering fall prevention, fire safety, mental health and first-aid skills. Fire drills, safety booklets and safety documentary are provided.

No.	Time	Activities	Participants
1	Jun, 2008	Lectures on mental health knowledge	Over 200
2	Jul, 2008	Lectures on self-protection skills	Over 400
3	Mar, 2009	Injury prevention training for the senior	Over 400
4	Jun, 2009	Traffic safety training	Over 300
5	Jul, 2009	Fire safety lectures	Over 300
6	Jun, 2010	Lectures on fall accident prevention for the senior	Over 500
7	Jul, 2010	Lectures on gas safety and fire safety	Over 400
8	Nov, 2010	Training for fire risk exploration, self-rescue and self-protection	Over 400



House improvement

◆Fire safety work stations are established in 30 neighborhood committees (or preparatory groups) with about 600 fire extinguishers installed.

◆About 1,500 family first-aid cases are handed out for free every year. Red-cross

first-aid trainings are provided for people in the community.

◆ In collaboration with local police, fire fighting detachment, Gas Company, neighborhood committees and volunteers, fire safety inspections have been carried out for 1,593 times since 2007. A total of 6,813 families have received inspection with over 470 hidden risks discovered and removed. Gas accessories of 1300 households have been renewed for free.



Sports Injury Intervention

◆ Maintain & renew fitness equipment:

3 guards take patrol in fitness areas across the community every day. Fitness equipment used over 3 years has to be replaced compulsorily with new ones. There are 696 fitness equipments get maintained, 240 equipments get renewed and over 170 safety guards and warnings get installed.

◆ A team of 85 sports experts instructs people to work out in a scientific way. Safety supervisors are appointed for major fitness events.



2.2.3.5 Effect evaluation

In 2010, questionnaire investigation was carried out across the community on safety knowledge. There are 90.6% people that have participated in safety promotion programs, 55.0% senior people that have participated in safety promotion programs. As for satisfaction rate, there are 38.0% people very satisfied, 44.9% people satisfied, 11.5% people normal and 3.2% unsatisfied. The statistics show a downward trend of home

injuries.

Table 1 Statistics of Home Injuries in Fangsong Community from 2008 to 2010

Year	Fire accidents	Gas accidents	Sports injuries
2008	3	4	12
2009	2	2	8
2010	0	1	7

Data source: Home Injury Surveillance Group

2.2.4 Workplace Safety

2.2.4.1 Program Background

In the community, there are 1,687 firms of service industry, 95 institutions and enterprises, and numerous small-scale stores with an increase of employees and especially frequent flow of migrant workers.

According to the Injury Diagnosis Report of Fangsong Community, there were 16 workplace injury cases in 2007 (with 16 people injured).

Table 2 Injury Types of Workplace Accidents in 2007

Year	Work fire accident	Electrical fire accident	Fire accident in non-working area	Machinery injury	Objective attack	Facility injury	burning	others
2007	2	2	1	5	3	2	0	1

Data source: Workplace Injury Surveillance Group

2.2.4.2 Intervention Planning

- (1) Establish safety credit records for enterprises for multi-grade management mode.
- (2) Hazard exploration and removal targeting on key workplaces and industries.
- (3) Strengthen safety training especially for migrant workers and special operators.
- (4) Care for the physical and psychological health of migrant workers and improve their

working and living environments.

2.2.4.3 Intervention Measures

(1) Multi-grade management mode

Evaluation has been made based on enterprises' performance on 7 aspects including lawful operation, system establishment, safety training, safeguard employees' rights, safety affairs management, workplace condition, accidents management. Enterprises are divided to three levels A, B, and C for multi-grade management and dynamic supervision.

Table 3 Summary of Enterprise Safety Credit Level from 2007 to 2010

Year	Total	Level A	Percentage	Level B	Percentage	Level C	Percentage
2007	473	16	3.38%	127	26.85%	330	69.77%
2008	895	67	7.49%	311	34.75%	517	57.76%
2009	1198	93	7.77%	551	45.99%	554	46.24%
2010	1,687	179	10.62%	850	50.38%	658	39%

(2) Safety supervision and management on key workplaces and industries

There are 46 key enterprises and 147 special equipment related units with 1,924 special equipments. Certain staff has been appointed to check and give guidance on work safety Activities of self-exams and risk identification have been carried out. Risk reports are collected every month for full and dynamic monitoring with emphasis.

(3) Safety patrol & hazard inspection and rectification

◆4 professionals are responsible for workplace safety inspection. From 2007 to 2010, 5,328 safety inspections have been carried out with 1,179 hidden hazard discovered and 173 safety check documents issued. The rectification rate is 100%. Special safety inspections and rectifications have been carried out in collaboration with other function departments to crack down illegal operations.

◆Set up a hotline for safety supervision and injury report

(4) Carry out safety publicity and training to improve workers' safety skills

◆ About 7,000 safety notices have been issued to enterprises. Safety supervisors receive safety training. The coverage rate of employment with certificates is 100%. From 2007 to 2010, over 2,000 workers from construction and production enterprises have received safety training including 60% rural migrant workers. 90% workers get orientation training and get qualifications.

◆ Carry out safety themed activities, board shows and emergency drills; put up safety signs and hand out safety tips to kindly remind people of work safety.

Themed Activities of Workplace Safety from 2007 to 2010

Time	Theme	Contents	Organization & Participation
Jun, 2007	Safe development for prosperous country and people at peace	① Organized Safety Production Month Activities ② Carried out workplace safety blackboard newspaper exhibition and evaluation ③ Carried out itinerant show of workplace safety show boards ④ Set up a hotline for hidden risk report.	① Blackboards and show boards have been on show across all neighborhoods ② Safety inspection has been carried out under the joint efforts of Safety Supervision Bureau, fire station, special equipment administrators and labor committee to discover and remedy hidden risks.
Jun, 2008	Care life & concern safety	① Large-scale workplace safety month activities; ② Workplace safety blackboard exhibition and evaluation; ③ Itinerant show of workplace safety show boards; ④ Emergency drill during Workplace Safety Month.	① Carried out evacuation drills; ② Carried out special inspection on vacant workshops; assembly occupancies, hydrogen sulfide storage; ③ Carried out nighttime random inspection to discover hidden risks.

Jun,2009	Remedy hidden risk and prevent injuries	① Itinerant show of workplace safety show boards,blackboard newspaper and posters across all neighborhoods; ② Safety inspection on fitness equipments in rehabilitation center,nursery home and other public facilities in the community; ③ Security check and trouble-shooting on lighening conductors.	Csrried out safety inspection in collaboration with Fangsong safe Community Promotion Promotion Office and Civil Affairs Section.
Jun,2010	Safety Promotion & injury prevention	① Handed out safety booklets in enterprises; ② Safety knowledge contest for employees; ③ Essay contest themed on “Safety in my Heart”; ④ Send short messages of safety tips to principals of enterprises; ⑤ Special inspection targeting on dangerous chemicals, construction projects and special operators.	① Aimed at strengthening people’s saty awareness and expanding influence of safety promotion; ② Rewarded advanced individuals and enterprises in safety promotion.

(5) Care for the physical and psychological health of migrant workers and improve their working and living environments

◆ Urge construction and production enterprises to establish entertainment room, safety training classroom and activity room to enrich rural migrant workers’ life.

◆ Provide free physical exams for over 600 migrant workers sponsored by the community.

◆ Entertainment shows by Community Culture & Activity Center are provided for over 3,000 workers in construction sites and enterprises



- ◆ Hand out over 400 books and 100 movies discs in construction sites and enterprises.

2.2.4.5 Effect evaluation

The coverage of safety training for workers has achieved 90%. The number of enterprises of C level has gradually reduced. There can be seen a dramatic decrease of workplace injuries from data below.

Table 4 Workplace Injuries Data from 2008 to 2010

Year	Work fire accident	Electrical fire & accident	Fire accident in non-working area	Machinery injury	Objective attack	Facility injury	burning	others
2008	0	1	1	4	3	1	2	1
2009	1	1	2	3	3	1	1	1
2010	1	1	1	1	0	1	0	1

Data source: Workplace Injury Surveillance Group

2.2.5 Social Security

2.2.5.1 Program Background

There were 143 criminal cases and 665 social security cases in 2007. For criminal cases, there were 522 burglary cases accounting for 64.6% and 34 fraud cases accounting for 4.2%.

2.2.5.2 Program Planning

(1) Strengthen injury prevention and build a defence network by using technology, material resources and human resources

(2) Establish a security guard team for safety patrol

(3) Carry out law-related education across the community

2.2.5.3 Intervention Measures

(1) Establishment of a complete patrol network

- ◆ From 2007 to 2010, there has been an increase of police force from 32 to 46, an

increase of joint defense force from 88 to 178, an increase of security guards from 876 to 1,796, an increase of security cameras from 22 to 132 and an increase of networking alarm systems from 188 to 1,919. All neighborhoods are equipped with technology defense facilities.

◆ Over 1 million Yuan RMB has been invested on hardware facilities of 1/10 neighborhoods including perimeter alarm system, electrical patrol, security camera, programmable power door, burglarproof door and sonic lamp.

◆ Make improvements on technology defense facilities and take 24 hour monitoring on commercial plazas. Set up electrical patrol sites in neighborhoods with bad public situation. Set up security patrol liaison rooms Guangfulin and New Chenjiacun Village.



Security Camera



Police On-call Room

(2) Practice of safety management and injury defense

◆ Strengthen management targeting on migrant populated areas, high-risk population and key places; carry out legal publicity, security patrol; provide assistance for police investigation in order to eliminate instability factors.

◆ Formulate and complete Act of Emergency Plan; set up a emergency rescue team of 40 people.

(3) Establishment of social security volunteer teams

Establish night patrol teams and security monitoring teams with over 1,800 volunteers. Members perform guard duty with uniform armbands with “Public Security Supervisor” logo.

(4) Advertising on public security promotion

◆ Carry out publicity through electronic signs, blackboard newspapers, banners,

brochures and artistic performance

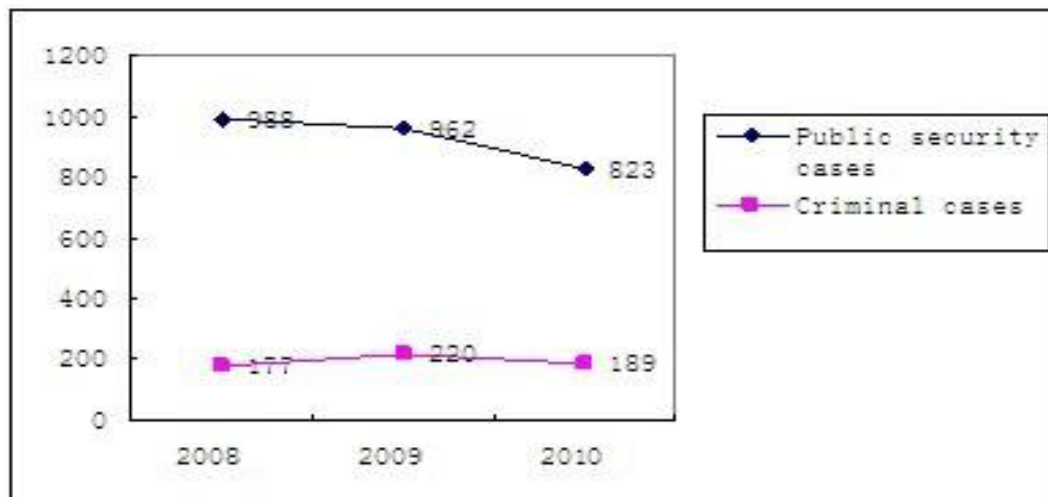
◆ Provide law popularization lectures and legal consulting in collaboration with legal aid team from East China University of Political Science and Law.



2.2.5.4 Effect Evaluation

There has been a downward trend of criminal cases and security cases with a decrease of burglary cases by 34.3% comparing with 2010. People's satisfaction rate has increased to 92% from 76% in 2007.

Figure 4 Trend Chart of Criminal & Public Security Cases from 2008 to 2010



Data source: Fangsong Local Police Station

2.3 Programs that target high-risk groups and environments, and programs that promote safety for vulnerable groups

2.3.1 Migrants Populated Area Safety Promotion Program

2.3.1.1 Program Background

In recent years, there has been a sharp increase in migrant population, with a percentage of over 30%. Take Songyunshui Neighborhood for example, there are 868 migrant households out of a total of 1,134 households with a percentage of 76.27%. Their way of life in shared tenancy causes hidden hazards on the use of electricity, gas and public security.

2.3.1.2 Intervention Measures

1、Migrants Populated Area Safety Promotion

◆Improvement on technology defense facilities

Install electrical monitoring systems in public hallways, basements and parking places for non-motor vehicles.

◆Strengthen gate guard management

Install access control systems at the entrance of neighborhoods with strict control on IC card quantity to avoid miscellaneous people; change access password every six month to dynamically monitor the change of residents.

◆Standardization of vehicle management

Entry pass cards and register books have been made uniformly for vehicles in the community since 2010. Entry pass card will be needed for entrance. Vehicles without pass cards have to be registered for entrance.

2、Improve self-management awareness

(1) Community Discussion Group Program

◆Establish joint conference system in migrant populated area. Every tenement in the community sends a representative to safety seminar for opinion exchange on safety promotion.

◆Set up an online email box and collect suggestions for safety promotion by email. Over 500 pieces of opinions or suggestions have been received in the last year.

(2) Woodpecker Activity

Xizhi Volunteer Association of Dohua University has carried out a series of interventions in Songyun Neighborhood.

◆ Parking management : A 、 Paste kindly reminders for motor vehicles B、 Hand out leaflets at the neighborhood gate C、 Park bicycles at designated sites and leave kindly reminder at bicycle seats



◆ Interactive activity : A、 Chat with senior people and listen to their stories B、 One-on-one service for 10 senior people living alone in 5 households. Volunteers make greeting calls every week and pay door-to-door visit every month. C、 Provide housekeeping service and psychological consulting for the senior living alone. D、 Provide neck warmers and send concern for the senior

◆ Civilization index evaluation & Homeland Cleaning Activities are carried out every quarter. In 2010, 120 students participated in the activities.

◆ Fire accident prevention : A、 Provide fire safety lectures B、 Organize fire drills C、 put up posters of fire safety and provide 5 blackboard newspaper every month for publicity and in total 60 pieces for a year.

(3) Training for migrant housekeepers

◆ Provide 5 food safety training for migrant housekeepers with 96 participants.

(4) Mothers-to-be service station

◆ Publish Journal of Family Planning Service

◆ Provide maternity contact card, maternity insurance and free prenatal exams for mothers-to-be.

◆ Hand out Books of Early Education for Baby of 0-3 years of Songjiang District.

◆ Hand out Instruction Book of Baby Formative Education and Instruction Book of Only Child Insurance.

◆ The number of service targets is 89, 120 and 128 respectively in 2008, 2009 and 2010.

(5) Legal Aid Center for Rural Migrant Workers

◆ Provide legal and employment consulting for migrant people

◆ In 2010, community legal advisors have provided lectures for migrant workers, realtors and principle tenants with over 1,100 participants and mediated disputes and solve problems for migrant workers.

Table 5 Statistics of Dispute Mediation from 2008 to 2010

Year	2008	2009	2010
Accepted cases	539	265	290
Successful mediated cases	473	265	290
success rate	87.8%	100%	100%

Data source: Public Security Promotion Group

3、 Special Rectification Program

(1) Rectification on shared tenancy

Establish working mechanism of shared tenancy rectification including problem recognition, report and solution.

Table 6 Statistics of Shared Tenancy from 2008 to 2010

Year	2008	2009	2010
Total	478	298	176
Self-rectification	204	127	80
Centralized rectification	274	159	92
Rectification rate	100%	99%	97.7%

Data source: Social Security Promotion Group



(2) Comprehensive Rectification on substandard liquefied gas cylinder

Rectification activities were carried on from Mar to Oct, 2009 targeting on substandard gas cylinders.

◆ 780 substandard gas cylinders were ferreted out among tenants.

◆ Safety leaflets have been handed out. Gas Company provides on-site guidance for gas safety use.

◆ Forfeit substandard gas cylinders in collaboration with police station, fire department and gas management department.

◆ Gate guards are appointed to trace gas haulage man to households to control the entrance of substandard gas cylinders.

2.3.1.3 Effect Evaluation

(1) There has been an increase of security sense rate by 20% and an increase of satisfaction rate by 28% in 2010 compared with 2008. The security sense rate and satisfaction rate in 2010 were 92% and 89% respectively.

(2) The problem of bringing bicycles to upper levels of residential buildings for theft prevention has been fundamentally solved.

(3) Hidden hazards of substandard gas cylinders have been removed

(4) Vandalism over wheelchair access and elevator buttons has been basically eliminated.

(5) Thefts over bicycles, electricity bicycles, battery of electricity bicycles, and aluminum adaptor of hydrant have been effectively prohibited. The number of burglary cases has decreased by 54%.

2.3.2 Disabled Safety Promotion

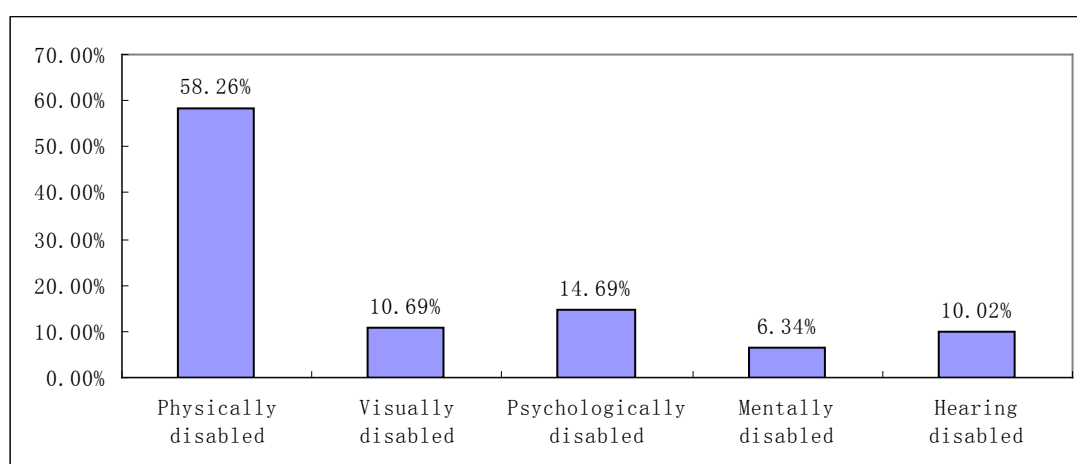
2.3.2.1 Program Background

Table 7 Statistics of Disabled People in Fangsong Community from 2007 to 2010

Year	Physically disabled	Psychologically disabled	Hearing disabled	Visually disabled	Mentally disabled	Total
2007	273	79	35	23	13	423
2008	299	85	44	43	14	485
2009	317	93	51	51	28	540
2010	349	88	60	64	38	599

Data source: Community Association for the Disabled

Figure 6 Categories of Disabled People of Fangsong Community in 2010



Data source: Community Association for the Disabled

2.3.2.3 Intervention Measures

◆ Publicity on Four Days & One Week

Publicity activities on Ear-care Day, Eye-care Day, World Mental Health Day, Disabled Assisting Day and Cardio and Cerebrovascular Disease (CCVD) Prevention Week had been held. From 2008 to 2010, over 2,000 have benefited from the program.

◆ Health lectures

From 2008 to 2010, 65 health lectures had been provided for the disabled in 30 sub-communities with over 1,400 participants.

◆ Establishment of Volunteer Team & Assistance Team for the disabled

There has been established a volunteer team of 13 members and an assistance team for the disabled of 69 members including entrepreneurs, college students, psychologists and other kindhearted people.



◆ Service Center for the Disabled

The service center for the disabled, set up in May, 2010 has received 28 members and solved the problem of employment and pension for the disabled.

◆ Door-to-door rehabilitation service

Establish a rehabilitation service center; set up records for the disabled; design personal rehabilitation plans and provide individualized medical service for the disabled.

Cataract surgery

Provide cataract surgery for 37 patients with vision below 0.3. 93.75% of patients in accordance with conditions, while 100% of them have recovered from blindness. 96.88% of patients have received the implantation of artificial intraocular lenses.

Physical exam

Physical exam has been provided for 320 disabled people for health monitoring and disease prevention.



Carry out investigation for 13 disabled children aged 0-8; issue Sunny Baby Card for 7 disabled children in accordance with conditions and provide systematic rehabilitation and training for them.

Provide home rehabilitation training for 17 severely disabled people out of employment.

◆ **Barrier-free facilities building for the Disabled**

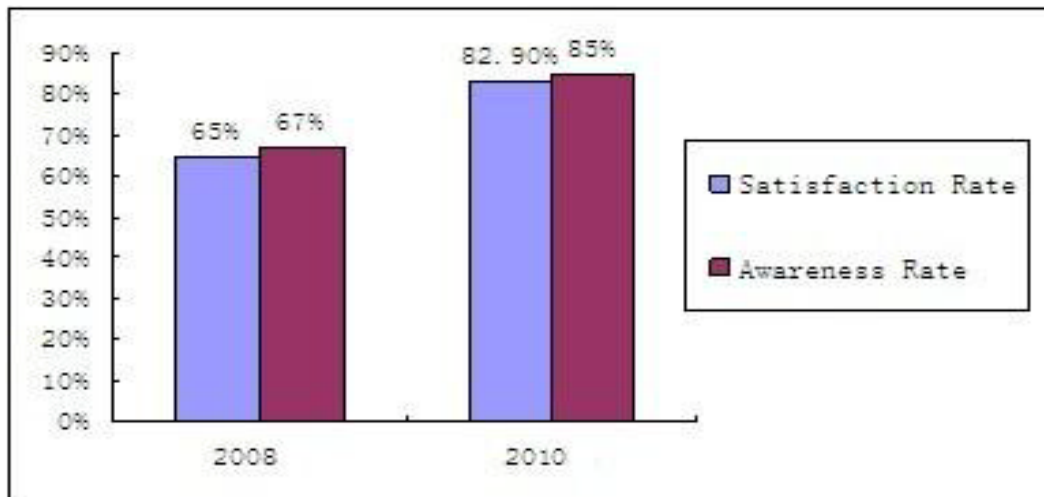
Installed handrails for 310 households of the disabled; equipped wheelchair access for 21 households of the disabled; provided wheelchairs, walking assistance and special toilet seats for 36 disabled people; equipped wheelchair accesses in public places.

◆ **Hidden hazard rectification**

Clear sundries piled in the hallway or other public places; improve lighting in residential building; provide safety inspection on the use of water, electricity and gas; carry out safety inspection on wheelchair of the disabled. 285 wheelchairs have received safety inspection from 2008 to 2010.

2.3.2.4 Effect Evaluation

Figure 7 Statistics of Satisfaction Rate and Awareness Rate



Data source : Injury investigation among the disabled


2.3.3 Experiential Education

Safety experiential education centers have been established successively covering traffic safety, fire safety, home safety, workplace safety, children safety and etc. Safety promotion guidance has been provided for residents and families by exhibition, interactive activities,

on-site training and simulation.

(1) Traffic simulation center. In Jun 2008, a traffic simulation center of 350 square meters has been established.

Traffic markings, traffic lights, safety signs, electric automobile and filling stations have been set up for traffic simulation.



By the end of Dec 2010, 16,584 residents, teachers and students had received training in the center.

(2) Disaster drill center

A disaster drill center of 250 square kilometers has been established in the teaching building of Huashi Junior High School. The center provides simulation of emergency drill in urban public places and homes. Photo shows, object exhibition and audio system have been provided to teach people how to use fire extinguisher and how to do first-aid in emergency.

By the end of Dec 2010, 8,764 residents, teachers and students had received training in the center.

(3) Baby Care Center for 0-3 Year Old

80 local children and 70 migrant children have been admitted by the Community Baby Care Center for early education on injury prevention.

◆ Protective devices are install on the doors of Tadpole Growth Paradise with non-slip mattress, wall cushions and table corners regularly maintained. Old fitness equipments have to be replaced with new ones.

◆ Establishment of Traffic Safety Simulation Area

Set traffic lights and traffic police for traffic simulation; establish an activity room for injury prevention education.

◆ Compile children safety advertisement cards and rhyme books for safety education

- ◆ Parent-children interactive activities for injury prevention
- ◆ Provide safety training for parents
- ◆ Formulate injury emergency plans for children; provide characteristic safety education courses for children; design advertisement cards for children; carry out various themed activities of safety simulation.

- ◆ Introduce the Only Child Injury Prevention Program to the parent-children club in the community.

(4) Children’s Safety Experimental Education Center

In 2007, the base-line injury investigation showed that there were 12 cases of injury accidents in the 2 kindergartens of the communities, with a percentage of 1.49%. Therefore, the community formulated the Kindergarten Safety Improvement Action Plans in collaboration with the Education Bureau of Songjiang District to make interventions on children’s injury.

- ◆ Design and build a complete traffic simulation area including parking areas, driveways for motor and non-motor vehicles, crossings, roundabout, police box, gas station, toll station, and series of traffic signs and markings by utilizing the circular passage around the main teaching building.

- ◆ Open up a playroom exclusively for safety education; provide equipments for audio-visual instruction and simulation education.

- ◆ Create characteristic safety tips and signs for kindergartens; design safety signs of unique styles with both texts and pictures; formulate safety rules for children and parents.

- ◆ Carry out safety publicity from Monday to Friday for children and parents by



mix-aged activities, safety themed courses and parent-child activities

- ◆ Compile safety manuals for children aged 2-3 covering traffic safety, home safety and sports safety; organize safety experimental education for children

by giving out resource sharing cards on Thursday or at weekends.

- ◆ Give out newsletters every month among families with 0-3 year old babies for advertisement on safety knowledge and skills

- ◆ Carry out 2-3 characteristic practical activities every semester for children across the community. Over 1,400 parents and residents have benefited from the program.



2.3.4 Student Bicycle Riding Qualification Program

2.3.4.1 Program Background

According to the statistics, over 2,400 middle school students ride bicycle to school every day. As shown by the data of Jun 2009, the percentage of students with good, general and bad traffic knowledge is 50%, 31% and 19% respectively; the percentage of students with good, general and bad riding skills is 57%, 40% and 3%. 9% of the students once fell down when riding bicycle. As for traffic violation, the percentage of riding in the wrong lane, reverse direction riding and traffic light violation is 22%, 16% and 18% respectively.

2.3.4.2 Program Planning

- ◆ Take grade 1 students of Junior High School as starting point and provide lectures and training.

- ◆ Conduct riding qualification tests in collaboration with safety teachers every semester and issue certificates for the qualified students.

The qualification test contains 2 parts: theory test and practice test. The qualification test contains 5 parts including traffic guidance recognition, judgement test, self-protection ability, driving manners, and driving skills. Students have to pass the five rounds of test to get certificate, or take the test once again.



Bicycle riding test



Police issue certificates

2.3.4.3 Effect Evaluation

A total of 2,520 students took riding skill test in 2009 and 2010. As shown by statistics of 2010, the percentage of students with good, general and bad traffic safety knowledge has increased to 63%, 34% and 3% respectively; while the percentage of students with good, general and bad riding skills has increased to 67%, 32% and 1% respectively. 2.7% of students once had fall accidents during bicycle riding. As for traffic violation, the percentage of riding in the wrong lane, reverse direction riding and traffic light violation has decreased to 2.4%, 1.2% and 0.8% respectively.

2.3.5 “Chat Together”

2.3.5.1 Program Background

Fangsong Community Affairs Service Center provides administrative service involving social security, health insurance, family planning, social aid for the 130,000 people in Fangsong Community. It can be seen from data that residents and migrant workers in the community are overstressed due to family and labor disputes, unguaranteed legitimate rights and unemployment in the community.

2.3.5.2 Program Significance

The “Chat Together” Program focuses on listening supplemented with psychological counseling. It provides an opportunity for working staff in the service center to chat with

residents equally as a friend listening to their complaints and answering their questions.

2.3.5.3 Program Implementation

- ◆ Working staff or labor assistants guide residents and migrant workers to the Workshop of Chat Together.
- ◆ Provide supportive facilities including reception room, first-aid kits, hotlines and safe indoor setting.
- ◆ Employ professional psychologists for counseling service



2.3.5.4 Effect Evaluation

By the end of Dec 2010, “Chat Together” Workshop had received 72 people for psychological counseling, provided telephone service for 180 people and settled 47 back salary cases involving 2,796,000 Yuan RMB

2.3.6 Dogbite-caused Children Injury Intervention Program

2.3.6.1 Program Background

In 2009, there were 1,475 dog-keeping households with 1,588 pet dogs including 1,128 unlicensed dogs (accounting for 71.4%) and unvaccinated dogs (accounting for 45.2%). Injuries caused by dog bites occur occasionally. There were 22 dog-bite caused injuries in 2009 including 11 adult injuries and 11 children injuries with the average medical expense of 870 Yuan RMB.

2.3.6.2 Institutional Organizations

A cross-sectional organization has been established under joint efforts of neighborhood

committees, kindergartens, volunteers and government function departments including CDC of Songjiang District, Maternity and Children Care Center, Fangsong Local Police Station, Urban Management Department.

2.3.6.3 Program Planning & Practical Condition

(1) Carry out base-line investigation on the basic condition of dog-bite caused injuries among children in Songjiang District; establish a professional team to improve safety awareness of both children and adults and improve practical condition.



(2) Carry out pilot program in two kindergartens



of Fangsong Community and Jianghong Neighborhood of Fangsong Community, covering 686 children and 5,110 residents with 160 dog keepers included.

(3) Establish a injury surveillance report system and dog bite clinics.

2.3.6.4 Intervention Measures

(1) Preliminary Base-line Investigation

Conduct sample investigation with standard questionnaire among children of middle class from the 4 kindergartens.

(2) Intervention formulation based on investigation results

Intervention specific to nursery governess and teachers:

Develop teaching materials, organize activities themed on dog-bites prevention and collect related rhymes for popularization.

Intervention specific to children:

Teach children how to identify hazards, improve their self-protection skills and advise them to bring safety knowledge home.

Intervention specific to parents:

Teach parents how to prevent dog-bites by notice letters, parents' meeting and trainings.

Intervention specific to neighborhood:

Strengthen dog management to improve neighborhood environment.

(3) Intervention Implementation

◆ Intervention Implementation in kindergartens

(1) Kindergartens have organized 3 parent meeting for mobilization.

(2) Carry out base-line investigation with 1,309 respondents according to the requirements of CDC

(3) Head teachers send safety tips to parents on dog-bites preventions by short messages and show PPT slides of dog-bite prevention theme for children as well as organize themed activities.

(4) Conduct post-intervention investigation according to requirements of CDC

(5) Conduct advertising on dog-bite prevention during parent-child spring/autumn vacation.

(6) Nursery governesses provide broadcasting program and courses of dog-bite prevention for children.

◆ Intervention activities in neighborhoods

(1) Put up posters of dog-bite prevention in 880 hallways and safety signs in 16 sites.

(2) Provide publicity materials of dog-bite prevention; organize public lectures with a participation rate of 72%.

(3) Advertisement by electrical screen, banners and show boards.

(4) Give out declarations on dog keeping in a civilized way

◆ Satisfaction Investigation of target population

Table 8 Investigation of Satisfaction

Investigation Item	Parents (10 people)			Residents (12 people)			Dog keepers (11 people)		
	Very satisfied	Basically satisfied	Generally satisfied	Very satisfied	Basically satisfied	Generally satisfied	Very satisfied	Basically satisfied	Generally satisfied
Program	7	2	1	7	3	2	7	3	1
Materials	7	3	0	8	3	1	8	3	0
Intervention Measures	8	2	0	9	2	1	9	2	0

2.3.6.5 Effect Evaluation

In 2010, there were 9 people injured due to dog bites including 6 children and 3 adults with a reduction by 59.1%. In the 2 selected kindergartens and Jianghong Neighborhood, there was no child injured.

2.4 Programs that document the frequency and causes of injuries

2.4.1 Introduction of injury surveillance system of Fangsong Community

Fangsong community takes two steps to set up the network for injury surveillance. In the 1st stage (2007), the Community Health Service Center is responsible for collecting injury data from outpatient clinics. In the 2nd stage (after 2008), injury surveillance sites, which were exclusively located in medical organizations, are expanded to non-medical organizations (such as neighborhood committees, schools, construction sites, fire safety detachments and local police stations). The CDC of Songjiang District and Fangsong Community Health Service Center provide guidance and assistance for data collection, summarization and statistical analysis.

2.4.2 Means of surveillance

◆ Government function departments: safety supervision department, traffic police detachment, local police station and fire safety detachment.

Staff members of traffic detachment, local police station and fire safety detachment take record for injury cases, complete injury report cards and report to Fangsong Safe Community Promotion Office every month.

(1) Traffic injury

NO.3 Traffic Detachment of Songjiang District and Fangsong Local Police are responsible for traffic injury record.

(2) Fire injury

The Fire Safety Detachment of Songjiang District is responsible for fire injury record.

(3) Public security injury

The Local Police Station of Fangsong Community is responsible for filling in Injury Information Table of Fangsong Community for records.

◆Professional organization: CDC of Songjiang District

(1) Mortality & injury data collection

Mortality causes are classified and ranked according to International Statistical Classification of Diseases and Related Health Problems 10th Revision (ICD-10) and reported to the Safety Promotion Office of Fangsong Community by CDC of Songjiang District.

(2) Hospitalization injury information collection

The CDC of Songjiang Community output all the information of hospitalization cases in Grade 2 and Grade 3 hospitals at the beginning of every year. The injury causes of Fangsong residents are listed separately, categorized and ranked and reported to Fangsong Safe Community Promotion Office every year.

◆**Injury surveillance sites in community hospitals:**

General clinics and Orthopedics and Traumatology Department of Fangsong Community Health Service Center function as injury surveillance sites and take injury records. Injury information is collected from neighborhood committees with injury cards completed for report to Prevention & Health Care Section every month.

◆ Injury surveillance sites in non-medical organizations including schools, kindergartens, construction sites and sub-communities

Injury surveillance sites are set up in the 30 neighborhood committees(sub-communities) in the community, schools and migrants-populated key construction sites to report injury data to Fangsong Safe Community Promotion Office every month.

(1) Injury surveillance sites in neighborhood committees(sub-communities)

Residents should fill in the Injury Information Card once they get injured.

(2) Injury surveillance sites in kindergartens and schools

Injury surveillance sites in kindergartens and schools should fill in Injury Information Card for children.

(3) Occupational injuries

The construction sites take records of occupational injury and report to the Workplace Safety Promotion Group.

◆ Resident investigation:

Door-to-door investigation has been carried out by questionnaires and interviews. Supported by NGOs of the community, sampling investigation is carried out once every year.

2.4.3 Surveillance Working Process

(1) The Community Health Service Stations are responsible for collecting injury information from all injury surveillance sites every month and reporting to the Prevention & Health Care Section of Community Health Service Center.

(2)The Prevention & Health Care Section of Community Health Service Center input all the information into computer. The CDC of Songjiang is responsible for data quality control every month.

(3)The CDC carries out statistical analysis on the database and sends the analysis results back to the Safe Community Promotion Office.

(4) The Safe Community Promotion Office reports the results of statistical analysis to

the Safe Community Promotion Committee. Safe Community Promotion Committee is responsible for issuing the statistics results to all the working groups.

2.4.4 Surveillance result analysis

2.4.4.1 Injury & mortality data analysis

Analysis includes mortality cause & rate, mortality ranking, Years of Potential Life Lost (YPLL) analysis and age distribution.

2.4.4.2 Clinic & emergency injury surveillance data

(1) Age & gender distribution

(2) Occupation distribution

(3) Injuries occur time

(4) Injury cause

(5) Injury sites and activities at the time of injuries:

(6) The occupational distribution of object mechanical trauma, injury sites and activities at the time of injuries:

(7) Injured position and categories

2.5 Evaluation measures to assess the programs, processes and effects

2.5.1 Long-term Objective on Safety Promotion and Injury Prevention

Conduct evaluations on structure, progress, performance and effect based on the optimized Donabedian Theory.

2.5.2 Annual Performance Review of Involved Organizations

All organizations, departments and neighborhoods in the community carry out performance review at the end of every year with program plans at the beginning of year as control.

The safety promotion evaluation group composed of leaders, professional organization representatives, medical organizations representatives and experts discuss on the comprehensive analysis results reported by all working groups and make evaluations on

intervention effects with specific intervention measures formulated for continuous improvement in the next stage.

Under the guidance the CDC of Songjiang District, mortality causes are classified and ranked based on injury data from professional departments for systematic evaluation.

2.5.3 Door-to-door Investigation & Evaluation

Since 2008, Fangsong Safe Community Promotion Office has carried out door-to-door investigations once every year to evaluate injury variation and safety requirement of residents.

2.5.4 Overall Effect Evaluation

According to the statistics based on Safe Community Promotion Questionnaire Investigation, the awareness rate, participation rate and satisfaction rate have increased from 80%, 60%, and 68% in 2007 to 92%, 91%, and 89% in 2009 respectively.

Table 9 Analysis of Awareness Rate in Questionnaire Investigation from 2007 to 2009

Time	Given out (copies)	Taken back (copies)	Contents	Awareness rate
Oct 2007	500	500	Do you know about safe promotion program?	80%
Aug 2008	1000	1000	Do you know about safe promotion program?	85%
Nov 2009	4000	4000	Do you know about safe promotion program?	92%

Table 10 Analysis of Participation Rate in Questionnaire Investigation from 2007 to 2009

Time	Given out (copies)	Taken back (copies)	Contents	Participation rate
Oct 2007	500	500	Do you participate in safety promotion?	60%
Aug 2008	1000	1000	Do you participate in safety promotion?	72%
Nov 2009	4000	4000	Do you participate in safety promotion?	91%

Table 11 Analysis of Satisfaction Rate in Questionnaire Investigation from 2007 to 2009

Time	Given out (copies)	Taken back (copies)	Contents	Satisfaction rate
Oct 2007	500	500	Are you satisfied with safety promotion of Fangsong Community?	68%
Aug 2008	1000	1000	Are you satisfied with safety promotion of Fangsong Community?	78%
Nov 2009	4000	4000	Are you satisfied with safety promotion of Fangsong Community?	89%

Table 12 Analysis of Questionnaire Investigation in 2010

Time	Given out (copies)	Taken back (copies)	Awareness rate (%)		Participation Rate (%)			Satisfaction Rate (%)		
			Yes	No	Yes	Sometimes	No	Very satisfied	Basically satisfied	unsatisfied
Jan 2011	2000	1920	1851	69	1213	531	176	1561	355	4
			96.4	3.6	63.2	27.6	9.2%	81.3	18.5	0.2

Data source : Safety Promotion Office of Fangsong Community

2.5.5 Accident & Injury Evaluation Results

**Table 13 Comparison of Injury Count and Rate of Fangsong Community from
2008 to 2010**

Year	Coverage area	Injury	Total	Rate (%)
2008	Whole community for whole year	2,143	77,359	2.77%
2009	Whole community for whole year	2,146	92,938	2.30%
2010	Whole community for whole year	798	132,292	0.6%

Data source : Safe Community Promotion Office

The injury rate has decreased by 78.4% in 2008 and 74% in 2009. There is a downward trend in injury count and rate of Fangsong Community.

**Table 14 Comparison of Traffic Injury Count and Rate of Fangsong Community from
2008 to 2010**

Year	Population	Traffic accident counts	Injured people counts	Population growth rate	traffic accident counts per capita	Traffic injury per capita
2008	77359	5168	1717		0.0668	0 . 221
2009	92938	5997	1774	20.13%	0.0645	0 . 191
2010	132292	5494	383	42.34%	0.0415	0.0029

Data source :No. 3 Traffic Police Detachment, Fangsong Local Police Station

The traffic accident count has increased by 6.3% in 2010 compared with 2008 and decreased by 8.4% in 2010 compared with 2009. The injured people count has decreased by 77.7% and 78.4% respectively. There can be seen a downward trend in traffic accident count per capita and accident rate.

Table 15 Comparison of School Injury Count and Rate of Fangsong Community from 2008 to 2010

Year	Student count	Injury count	Injury count per capita
2008	10,806	18	0.17%
2009	13,987	16	0.11%
2010	18,538	9	0.05%

Data source : School Injury Surveillance Group

Table 16 Comparison of Workplace Injury Count and Rate of Fangsong Community from 2008 to 2010

Year	Count of enterprises & institutions	Accident count	Accident rate
2008	895	13	1.4%
2009	1,198	13	1.1%
2010	1,687	6	0.3%

Data source : Workplace Injury Surveillance Group

Table 17 Comparison of Mortality Count and Rate of Fangsong Community from 2008 to 2010

Year	Population	Mortality count	Mortality rate (1/100,000)
2008	77,359	15	19.4
2009	92,938	6	6.4
2010	132,292	19	14.3

Data source : Injury Surveillance Group of CDC

Table 18 Mortality Cause Analysis of Fangsong Community from 2008 to 2010

Rank	2008				2009				2010			
	Mortality cause	Mortality count	Mortality rate(1/10,000)	Percentage (%)	Mortality cause	Mortality count	Mortality rate(1/10,000)	Percentage (%)	Mortality cause	Mortality count	Mortality rate(1/100,000)	Percentage (%)
1	Fall accident	8	1.03	53.33	motoring vehicle accident	3	0.32	49.99	others	8	0.6	42.11
2	motoring vehicle accident	3	0.38	20	drowning	1	0.11	16.67	Fall accident	4	0.3	21.05
3	others	4	0.52	26.67	Machinery injury	1	0.11	16.67	Motoring vehicle accident	3	0.23	15.79
4					Others	1	0.11	16.67	suicide	3	0.23	15.79
5									drowning	1	0.07	5.26
合计		15	1.93	100		6	0.65	100		19	1.43	100

Data source : Injury Surveillance Group of Community Health Service Center

Table 19 Analysis of Age Distribution in Injury of Fangsong Community from 2008 to 2010

Year	Age	Traffic	School	Home	Workplace	Health Service Center	Total	rate
2008	0—14 year old	82	18	3	0	25	128	5.97%
	15—64 year old	1499	1	2	11	330	1843	86%
	Over 65	136	0	14	1	21	172	8.03%
2009	0—14 year old	88	16	2	0	25	131	6.1%
	15—64 year old	1524	0	1	12	280	1817	84.67%
	Over 65	162	0	9	1	26	198	9.23%
2010	0—14 year old	15	8	2	0	33	58	7.25%
	15—64 year old	342	1	0	6	318	667	83.58%
	Over 65	26	0	6	0	41	73	9.17%

Data source : Safe Community Promotion Office

Table 20 Analysis of Injury for 0-14 Year Old from 2008 to 2010

Year	Coverage	Children injuries	Injury rate (%)	Children population	Annual injury rate%
2008	Whole year	128	5.97%	10557	1.21%
2009	Whole year	131	6.1%	13676	0.96%
2010	Whole year	58	7.25%	17872	0.32%

Data source : Safe Community Promotion Office

Table 21 Analysis of Injury for 15-64 Year Old from 2008 to 2010

Year	Coverage	Injuries	Injury rate (%)	Population	Annual injury rate%
2008	Whole year	1843	86%	66377	2.77%
2009	Whole year	1817	84.67%	73878	2.46%
2010	Whole year	667	83.58%	109270	0.61%

Data source : Safe Community Promotion Office

Table 22 Analysis of Injury for over 65 Year Old from 2008 to 2010

Year	Coverage	Injuries	Injury rate (%)	Population	Annual injury rate%
2008	Whole year	172	8.03%	4425	3.89%
2009	Whole year	198	9.23%	4784	4.14%
2010	Whole year	73	9.17%	5150	1.41%

Data source : Safe Community Promotion Office

Table 23 Analysis of Injury Site from 2008 to 2010

Injury site	2008		2009		2010	
	Injury count	Injury rate%	Injury count	Injury rate%	Injury count	Injury rate%
others	2	0.09%	3	0.14%	0	0%
Industrial & construction areas	101	4.72%	73	3.4%	45	5.64%
Workplace	56	2.61%	51	2.37%	76	9.52%
Street/road	1783	83.2%	1811	84.4%	432	54.14%
Home	110	5.13%	136	6.34%	162	20.3%
Sports & fitness areas	20	0.94%	14	0.65%	11	1.38%
School	23	1.07%	21	0.98%	15	1.88%
Entertainment place	48	2.24%	37	1.72%	57	7.14%
Total	2143	100%	2146	100%	798	100%

Data source : Safe Community Promotion Office

The incidence of road/street injury has dramatically decreased in 2010. There has been an increase of injury at home, at work, in school and entertainment place in 2010. There was no difference in the injury of industrial and construction site. The injury rate in road/street, at home was significantly higher.

Table 24 Comparison of Injury Cause in Fangsong Community from 2008 to 2010

Year		Motoring vehicle accident	Non-motoring vehicle accident	Machinery injury	Fall accident	Burning	Not clear	Total injury
2008	Injuries	1357	406	276	77	23	4	2143
	Rate %	63.33	18.94	12.88	3.59	1.08	0.18	100
2009	Injuries	1390	415	262	59	16	4	2146
	Rate %	64.77	19.34	12.21	2.75	0.74	0.19	100
2010	Injuries	308	123	261	87	14	5	798
	Rate %	38.6	15.41	32.71	10.9	1.75	0.63	100

Data source : Safe Community Promotion Office

Table 25 Comparison of Fire Accident in Fangsong Community from 2008 to 2010

Cause	2008	Rate %	2009	Rate %	2010	Rate %
Electric fire accident	1	20%	13	39.4%	9	50.1%
Smoking			1	3.1%		
Electric welding	1	20%			2	11.1%
Careless use of fire	1	20%	8	24.2%	5	27.7%
passing-by vehicle	2	40%	11	33.3%	2	11.1%
Total	5	100%	33	100%	18	100%

Data source : Safe Community Promotion Office

According to the statistics, the injury rate of 2008, 2009 and 2010 was 2.77% , 2.30% and 0.6% respectively. The injury count of 2008 was 2,143, while the injury count of 2009 was 2,146 with no significant difference comparing with 2008. The injury count of 2010 was 798

with a dramatic decrease comparing with 2008 and 2009. In 2010, there was a decrease of injury count by 78.4% compared with 2008 and a decrease by 74% compared with 2009. The downward trend of injury count and rate in recent years proves the intervention measures have been effective in safety promotion of Fangsong Community.

2.6 Ongoing participation in national and international Safe Communities networks

◆ In Jun 2006, Fangsong Community participated in the National Safe Community Promotion Conference in Shanghai.

◆ In Sep 2007, Fangsong Community participated in the Safe Community Conference in Shenyang, Liaoning organized by National Safety Supervision Bureau

◆ In Dec 2007, Fangsong Community participated in the International Safe Community Naming Ceremony and Safe Community Promotion Seminar in Shanghai

◆ In Mar 2008, Fangsong Community received the practical training for leaders of basic level organized by Supervision Bureau of Shanghai in the Youth Center of Luwan District

◆ In May 2008, Fangsong Community attended workshop on safe community promotion standards and operations in Xi'an, Shanxi organized by National Occupational Safety & Health Association

◆ In Sep 2008, Fangsong Community participated in Safe Community Promotion Seminar in Shanghai

◆ In Mar 2009, Fangsong Community participated in Safe Community Promotion Working Conference in Shanghai

◆ In Mar 2009, Fangsong Community participated in the Safe Community Promotion Symposium organized by Shanghai Safe Community Promotion Center in the Science Hall of Shanghai

◆ In Jun 2009, Fangsong Community participated in the First Aid Report Conference organized by Shanghai Safe Community Promotion Center in the Science Hall of Shanghai.

◆ In Oct 2009, Fangsong Community participated in the 5th Asian Regional Conference

on Safe Communities in Beijing and received the honor of National Safe Community.

◆ In Apr 2010, Fangsong Community received the visit of President of Neihu International Safe Community, Taipei City for experience exchange.

◆ In May 2010, Fangsong Community attended the International Safe Community Naming Ceremony and Safe Community Promotion Conference.

◆ In Nov 2010, Fangsong Community attended the National Safe Community Working Conference in Chongqing.