

# **Application to Become a Member of the International Safe Community Network**

for International Designation as a Safe Community  
by the WHO Collaborating Centre on Community  
Safety Promotion

**TALLINN, ESTONIA**

October 2011

**Tallinn applies to become a designated Member of the  
International Safe Community Network.**

**Ene Tomberg  
Deputy Head of the Programme**

# 1. Describe the demographic structure and risks (risk factors) of your region. Provide an overview of the risks in your region.

## 1.1. Tallinn, the capital of the Republic of Estonia. Demographic structure



Figure 1. Location of Tallinn on the map of Europe

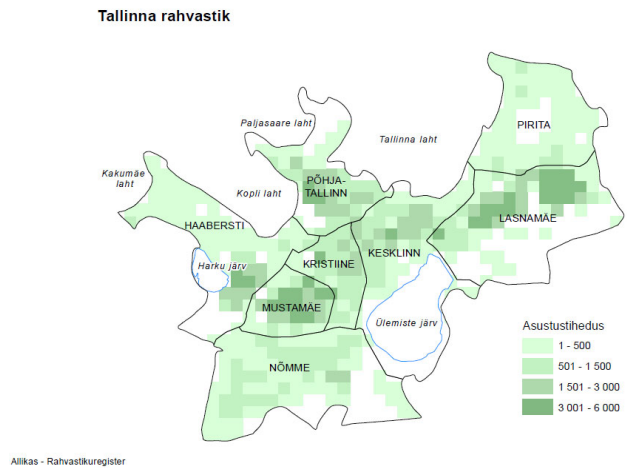


Figure 2. Population density in Tallinn in 2011 [population per km<sup>2</sup>]

Tallinn is the city with the highest population in Estonia; 30% of the population of Estonia lives in Tallinn. Tallinn is divided into 8 administrative districts: Põhja-Tallinn (Northern Tallinn), Kesklinn (City Centre), Pirita, Lasnamäe, Kristiine, Mustamäe, Nõmme, Haabersti (Figure 2).

- The population of Tallinn is multinational. 52% of the population are Estonians, followed by Russians (38%), Ukrainians (4%) and other nationalities.
- Natural increase in Tallinn has been positive since 2005 and was +937 in 2010. In the period of 2008–2010 more people moved to Tallinn than were deleted from the Population Register as residents of Tallinn. In 2010 the migration balance was +1984. The same tendency can be observed in 2011.
- 92% of the households in Tallinn are living in apartment buildings.
- More than half of the population of Tallinn is living in Soviet-era panel buildings.
- 84% of households own their residential premises.
- Tallinn has become one of the largest centres of passenger and cargo transportation in the Baltic Sea region; the key factor in the development of harbours and the entire transportation and logistics sector is transit, which makes up 2/3 of the turnover of Tallinn's harbours (Tallinna Sadam AS, owned by the Republic of Estonia).
- Tallinn is the largest railway junction of Estonia (Eesti Raudtee AS, owned by the Republic of Estonia), providing also passenger connections by international trains.
- Tallinn has the only Estonian airport with international significance (Tallinna Lennujaam AS, owned by the Republic of Estonia), capable of receiving almost all types of airplanes.
- Both Tallinna Autobussikoondis AS (operating buses) and Tallinna Trammi- ja Trollibussikoondis AS (operating streetcars and trolleybuses) are owned by the City of Tallinn.

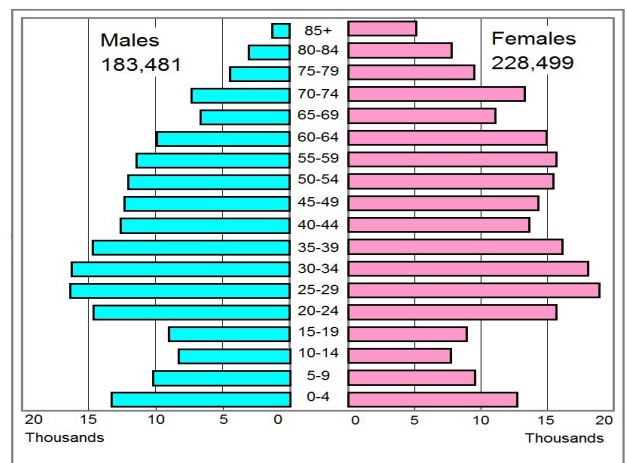


Figure 3. Population distribution of Tallinn by sex and age as of 01.01.2011

- The significance of Tallinn as the capital and the largest centre of the country for the population of other regions of Estonia has been increasing. Tallinn's area of influence includes the entire Estonia; 90% of the population of the nearby regions of Tallinn have connections with Tallinn; in South-East Estonia this figure decreases to 25%.

Tallinn is rich with sights and cultural heritage, the most important among them being the Old Town of Tallinn which is entered into the UNESCO World Heritage list; it is one of the best-preserved and most complete medieval towns of Europe.

General data by Statistical Yearbook of Tallinn 2011:

Population of Tallinn (annual average for 2010) – 409,342;

Share of Tallinn's population in Estonia's population – 29.9%;

Share of Estonians in Tallinn's population – 52.5%;

Population density – 2,571 people per km<sup>2</sup>;

Life expectancy at birth – 75.91 years;

Amount of greenery – 139 m<sup>2</sup> per capita;

Average size of household – 2.3 people;

Average gross monthly wage – 901.2 €;

Share of households where a member owns the residential premises – 80%;

Average size of residential premises – 26.4 m<sup>2</sup> per capita;

Average price per m<sup>2</sup> of residential premises (30–41 m<sup>2</sup>) – 861.9 €;

Activity rate – 73.4%;

Employment rate – 61.1%;

Unemployment rate – 16.8%;

Higher education, Masters and Doctors – 30.9%;

Registered offences per 1,000 population – 48.9.

## 1.2. Overview of injuries and risks in the region

### 1.2.1. Incidence rate of injuries

The following figure shows the total for males, females, adults and children and for all causes of injuries (vehicle accidents, other accidents, wilful self-injury, attacks, poisonings, other and unspecified). The incidence rate of injuries is continually increasing both in Estonia as a whole and in the city of Tallinn (figure 4).

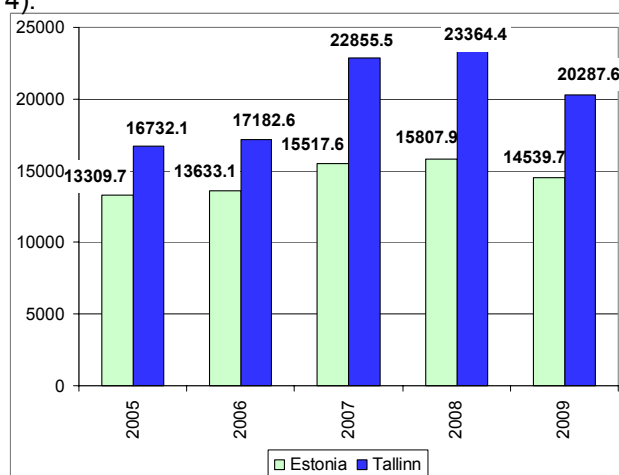


Figure 4. Incidence rate of injuries per 100,000 population

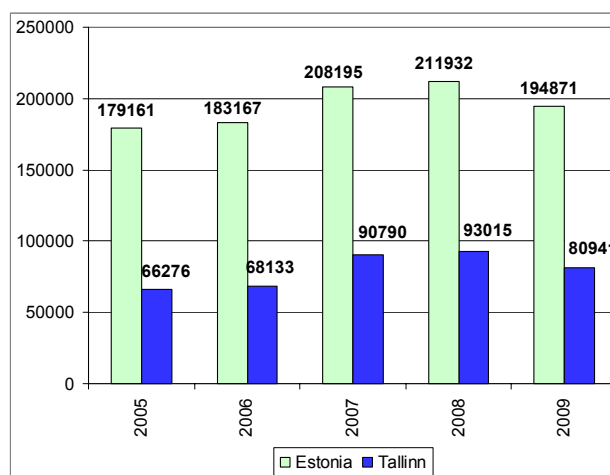


Figure 5. New cases of injuries

New cases of injury are registered on the basis of people turning to a health care institution. The figure (figure 5) shows the total for males, females, adults and children and for all causes of injuries (vehicle accidents, other accidents, wilful self-injury, attacks, poisonings, other and unspecified).

### 1.2.2. Deaths, ratio to deaths by external causes, mortality of children

The standardised death rate per 100,000 population of Tallinn has been decreasing in years 2002–2009. The ratio of standardised rate of all deaths to standardised rate of deaths by external causes has remained almost unchanged (figure 6).

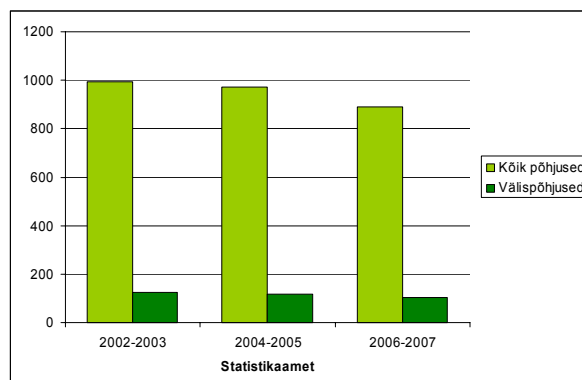


Figure 6. Standardised death rate per 100,000 population of Tallinn

The mortality of children aged below 1 year has decreased significantly in this century, for both Estonia and Tallinn. Unlike the population at working age, the mortality among children and youth aged up to 20 years is showing a stable trend of decrease, especially so among children aged up to 5 years.

Table 1. Mortality of children aged below 1 year in Estonia, 2004–2008

	2004	2005	2006	2007	2008	2009
Died before the age of 1 year	90	78	66	79	80	57
Died at the age of 1 year, per 1,000 live births	6.4	5.4	4.4	5.0	5.0	3.6

### 1.2.3. Standardised death rate by external causes (incl. suicides)

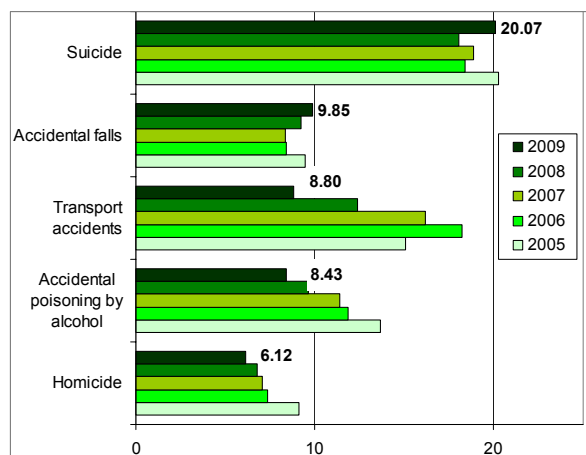


Figure 7. Standardised death rate, across causes

### 1.2.4. Social welfare and health care

Tallinn City Government organises social welfare via the Social Welfare and Health Care Board and via the District Governments. In year 2009, the activities of Tallinn's health care enterprises were greatly influenced by the overall cooling of the economy – the number of clients of the medical institutions and also their turnover as a whole decreased.

Increasing unemployment entails the risk of losing valuable employment years. The health effects of unemployment are related to psychological consequences and financial problems. The death rate of people having become unemployed differs by 20–25% from the death rate of employed people in equivalent socio-economic groups.

The prevalence of mental disorders increases by nearly 50% and the prevalence of suicides increases by 15%. A 3% increase of unemployment among people of working age is related to a 4.5% increase of suicides and 2.4% of violent deaths. Also, the prevalences of alcohol and drug abuse increase.

As mortality is the highest among males of all ages, the effect of unemployment on mortality is also possible to forecast primarily regarding males. The most concerning is the possible effect of unemployment on the health of young and middle-aged males; they were the main risk group of early mortality in Estonia already before the economic decline. For example, the prevalence of suicides among males is over four times higher than that of females, regardless of the economic crisis. Also, about three times more males than females die in accidents.

Although the mortality from cardiovascular diseases is relatively on the same level for both males and females, the mortality at young age is again higher among males when considering this type of diseases. Studies of mortality and its causes among employed and unemployed people have clearly shown that unemployed people are at greater risk to die and that often the cause of death is alcohol (incl. in case of suicide). Additionally, alcohol hinders the unemployed from getting back to the labour market.

Ca 10% of Tallinn's population has no health insurance; they receive medical care from family physicians or the out-patient ward for people without health insurance in the East-Tallinn Central Hospital (Magasini 34), utilising dedicated finances from the city budget. The cost of special medical care and medicines is not compensated.

### 1.2.5. Registered hazard areas in Tallinn

As of 01.01.2011 there are a total of **133** hazardous enterprises registered in the administrative territory of Tallinn, incl.:

- **2 enterprises liable to be affected by category A major accident:** Propaan AS and Dekoil OÜ;
- **6 enterprises liable to be affected by category B major accident:** the water treatment plant of AS Tallinna Vesi, Krimelte OÜ, Recticel OÜ, Belor-Eurofert Eesti OÜ, BLRT Transiit OÜ, Scantrans AS;
- **125 dangerous enterprises**, majority of them being **petrol stations** (88 stations, incl. 1 with an aboveground tank) and **boiler plants of institutions**.  
7 of them are considered the most dangerous enterprises (Elme Messer Gaas AS, Balbiino AS, the ice-cream plant of Premia AS Tallinna Külmoone, the logistics centre of Premia AS Tallinna Külmoone, Maseko AS, Paljassaare Kalatööstuse AS ESVA, and Nordnet Eesti AS).

There are enterprises which are not included in the list of enterprises handling hazardous chemicals, but are liable to very high fire hazard as determined in the course of preparing a risk analysis of emergencies:

- AS Eesti Raudtee – transporting hazardous chemicals by railway;
- AS Westgate – transporting hazardous chemicals by railway;
- Enterprises transporting hazardous chemicals by road;
- Wholesale warehouses of construction materials;
- Construction material stores selling chemicals.

Railway and road transportation flows of hazardous substances related to production processes of dangerous enterprises are passing through densely populated parts of the city. In case of an accident involving a train carrying hazardous substances, the radius of the zone of extreme danger is considered to be **50 m** and the outer border of a hazard zone is considered to be **300 m**.

The table below states the general data about enterprises liable to be affected by major accident.

**Table 2. Locations, chemicals and average radiuses of danger zones for enterprises liable to be affected by category A major accident**

	Enterprise	Address	Chemicals	Dangerous element	Consequence	Average radius of danger zone [m]
<b>Category A</b>						
1.	Dekoil OÜ	Kopli 103B	Mazut	Tank	Marine pollution, heat radiation	120
2.	AS Propaan	Gaasi 6	Propane	Propane tank	Explosion	350
<b>Category B</b>						
1.	Recticel OÜ	Peterburi tee 48A	Toluene	Tank	Heat radiation	100
2.	Krimelte OÜ	Suur-Paala 10	Propane	Tank	Explosion	200
3.	Belor-Eurofert Eesti OÜ	Paljassaare tee 28E	Ammonium nitrate	Fertiliser bags	Marine pollution	

4.	BLRT Transiit AS	Kopli 103	Ammonium nitrate	Fertiliser bags	Marine pollution	
5.	AS Tallinna Vesi	Järvevana tee 3	Chlorine	Tank	Gas cloud	525
6.	Scantrans AS	Nõlva tn 13	Crude oil, diesel fuel	Tank, berth, fuel tank	Heat radiation, marine pollution, puddle fire	120

Tallinn's enterprises liable to be affected by major accident are located outside the densely populated city centre. Regardless of this, the railway and road transportation flows of hazardous substances related to production processes of those enterprises are passing through densely populated parts of the city. Regulation No. 125 "Limiting the traffic of vehicles carrying hazardous cargoes in the city of Tallinn" of the City Government of Tallinn from December 21, 2005 established a traffic prohibition for vehicles transporting hazardous cargoes (petrol, diesel fuel, propane, dimethyl-ether, ammonium nitrate, etc.) in the city of Tallinn on business days at 7:00–9:00 o'clock and at 17:00–19:00 o'clock. Order No. 475-k "Traffic routes of category N<sub>2</sub> and category N<sub>3</sub> motor vehicles in the city of Tallinn" of the City Government of Tallinn from March 25, 2009 established the allowed routes for motor vehicles of category N<sub>2</sub> and category N<sub>3</sub> within the administrative territory of Tallinn and also established the obligation of the Transport Department of the City Government of Tallinn to install additional means of traffic management for that purpose. There are manually activated alarm signals installed for 15 enterprises handling hazardous chemicals and for 6 fire brigades in Tallinn.

## 1.2.6. Unorganised gathering sites

### Minors gathering sites

As of January 1, 2010 there were 96,352 children aged below 18 years living in the territory of the Northern Police Prefecture, 73.2% of them in the territory of the city of Tallinn.

The police analyses the information received from citizens about youth gathering sites and about sites where fellow citizens are being disturbed or where public order is being violated in some other way.

The graph below (figure 8) shows the numbers of gathering sites of minors in Tallinn and in the Harju county that have had police attention, across years; these were also the sites where the most violations of public order by minors were identified.

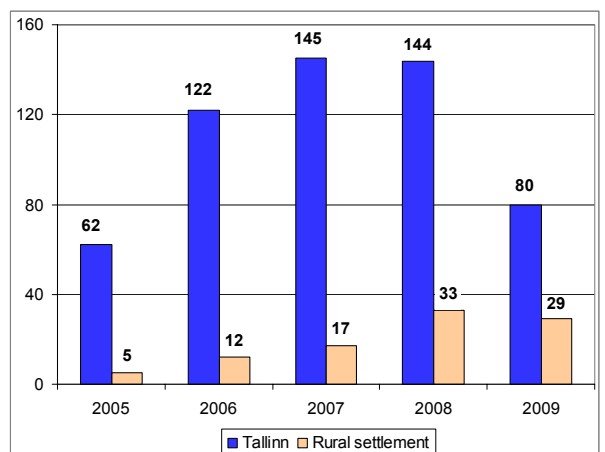


Figure 8. Minors gathering sites under police attention

The main gathering sites are:

- Kindergarten territories that are freely accessible;
- School territories or sports fields near them;
- Children's playgrounds in courtyards of apartment buildings;
- Stairwells where apartment ownerships or residents are paying little attention to cleanliness and order in the stairwell;
- Courtyards hidden from view;
- Residences and other buildings that are abandoned or have no supervision (old factories, railway stations, railway platforms, etc.);
- Parks and groves where it is possible to sit down and spend time;
- In front of retail stores or behind nearby corners, depending on the region;
- Bus stops with sparse bus traffic or no buses at evening times;
- Shopping centres, cultural centres, community centres in larger regions;
- In recent years also youth centres and skateboard ramps, vicinity thereof;
- Sports fields, health centres and vicinity thereof;
- Recreational institutions (bars) and clubs (billiard), etc.

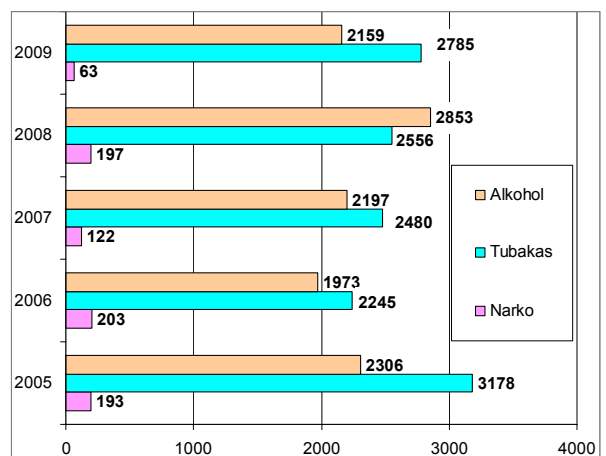
In Tallinn, youth can gather anonymously and there are also more violations of public order committed, because it is more difficult to discover the violations and to identify the offenders. Unfortunately, all these conditions are usually well present in Tallinn and so it's possible for youth to gather in numbers.

The picture below shows the main minors gathering sites of Tallinn in years 2005–2010; these have remain unchanged during the years, with just one new site being added since autumn 2009 (Solaris).



The main violations of public order committed by youth are consumption of alcohol, narcotic substances and tobacco products.

The graph below (figure 9) shows the numbers of cases of consumption of alcohol, narcotic substances and tobacco products solved by the police as misdemeanour proceedings, in the territory of the Northern Police Prefecture across years.



**Figure 9. Cases solved by the police as misdemeanour proceedings, in the territory of the Northern Police Prefecture across years 2005–2009**

While a 24.3% reduction of alcohol consumption can be seen from the identified cases of violations of the Alcohol Act, the level of violations of the Tobacco Act has been fluctuating in years 2005–2009. The same trend is visible regarding violations related to consumption of tobacco products.

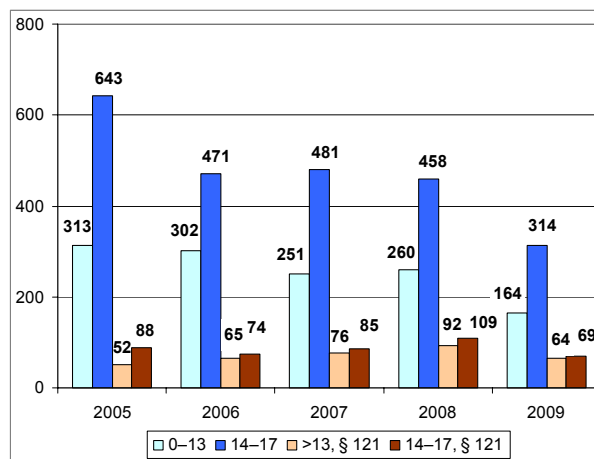
Being intoxicated by alcohol or narcotic substances increases the risky behaviour of minors and also the probability of minors becoming victims of offences. The number of violations of consumption and handling of narcotic and psychotropic substances has been decreasing constantly over the years. By now there are only 32 cases where minors have been punished. While 5–6 years ago there were cases where a young male aged 8–9 years might have been a consumer of addictive substances, now the database lists the youngest consumer of addictive substances as a girl aged 13 years and the youngest consumer of alcohol as a girl aged 12 years.

Health damages caused by minors or to minors in the course of offences, especially in relation with bodily abuse, are described below. Injuries are also caused in the course of robberies.

The graph below (figure 10) shows the numbers of minors as victims in cases of various offences in the territory of the Northern Police Prefecture (Harju county, incl. the city of Tallinn), and of those only the victims of bodily abuse. This offence is qualified in § 121 of the Penal Code. The main injuries caused to minors or by minors are:

- Use of force, causing pain, often resulting in hematomas;
- Pulling of hair among girls;
- Injuries caused by blades and other sharp objects;
- Bone fractures (cracked and broken bones in nose, finger, arm, leg, etc.);
- Tooth damages or tooth loss;

- Concussions and other injuries caused by shoving;
- Eye injuries;
- Various injuries from traffic accidents, ranging from small scratches to severe health damages.



**Figure 10. Minors as victims in cases of various offences in the territory of the Northern Police Prefecture (Häriu county, incl. the city of Tallinn)**

### 1.2.7. Availability of alcohol; local alcohol policy

Alcohol is one of the main global risk factors in relation with both social damages and health deterioration of the population. There is still an alarmingly high level of consumption of addictive substances among the residents of Tallinn.

In Tallinn, the alcohol problems are more severe than in Estonia as a whole. The share of alcohol consumers is higher among younger population.

Alcohol is easily available. As of 31.03.2010, there are 545 registered retail sales trading in alcoholic drinks in Tallinn (68 in Northern Tallinn, 42 in Mustamäe, 182 in City Centre, 11 in Pirita, 34 in Nõmme, 35 in Kristiine, 134 in Lasnamäe, 39 in Haabersti).

The share of alcohol advertising in TV doubled in years 2003–2007; the share of alcohol advertising in printed press also doubled. When considering that 41% of the time on youth watching TV was in the time of day when alcohol advertising is allowed, it can be said that alcohol advertising reached youth in a very high extent.

Since the end of 1990s, Tallinn has had limitations on alcohol advertising; these limitations have been made more and more severe with each passing year.

In order to limit the availability of alcohol among the youth of Tallinn, the Regulation No. 30 “Limitations on retail sales of alcoholic drinks and on alcohol advertising” of the City Council of Tallinn from the date of September 18, 2008 prohibits alcohol advertising closer than 300 m to any building that houses a pre-school children’s institution, a primary school, a basic school, an upper secondary school, a vocational education institution, a hobby school or a youth camp or project camp.

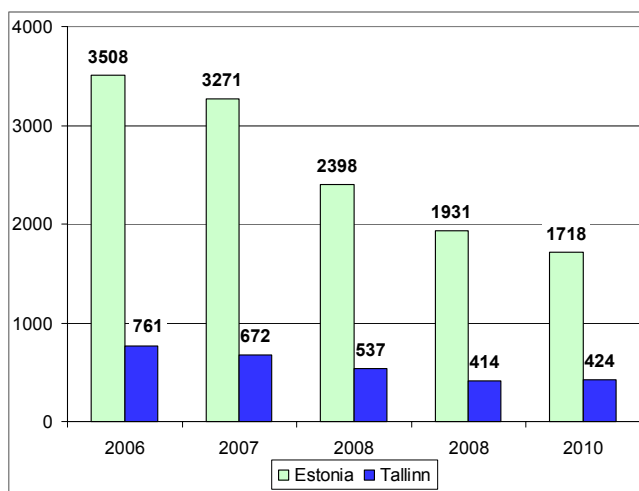
Already before the amendment of the Alcohol Act (entered into force on July 14, 2008) which permits retail sales of alcohol in stores from 10:00 to 22:00, in 2007 the City of Tallinn established a limitation to retail sale of alcohol in the territory of the city, i.e. a prohibition of sale from 20:00 to 8:00 (Regulation No. 26 of the City Council of Tallinn from the date of June 21, repealed with Regulation No. 30 of the City Council of Tallinn from the date of September 18, 2008). Since September 2008, retail sale of alcohol in stores and mobile stores is prohibited from 22:00 to 10:00.

There are many associations established in Estonia for the purpose of fighting against alcohol consumption. There is an active Alcoholics Anonymous (AA) group in Tallinn since year 1990.

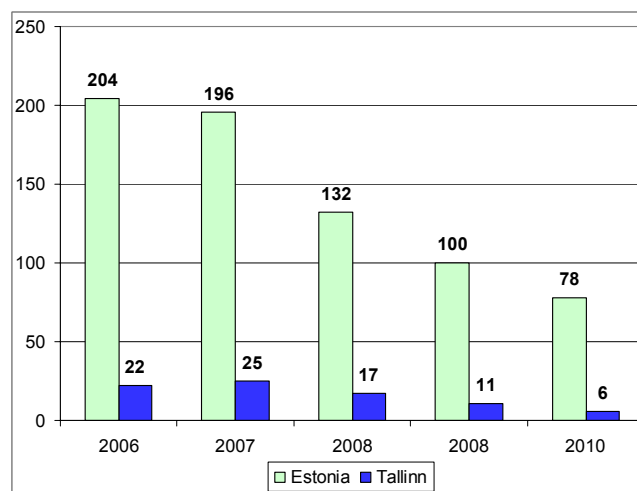
Two alcohol-free youth cafés started their activities in 2006 and 2007, one in City Centre and the other in Mustamäe. Due to lack of resources, these cafés went out of business in 2009.

### 1.2.8. Injuries and deaths from traffic accidents

The number of people injured in traffic accidents as a total for the entire Estonia and in the population of Tallinn has been decreasing since year 2006 (figure 11).

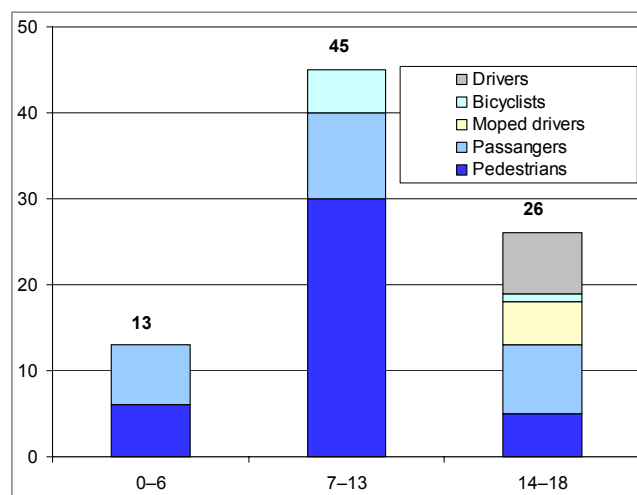


**Figure 11. Number of people injured in traffic accidents**



**Figure 12. Number of deaths from traffic accidents**

The number of deaths from traffic accidents has also continually decreased since year 2006 (figure 12).



**Figure 13. Children involved in traffic accidents, by age and types of traffic participation, Tallinn**

### 1.2.9. Use of safety belt

Safe behaviour in traffic (use of safety belts, reflectors, helmets, etc.) reduces the probability of injuries. In year 2008, 94% of males and 98% of females in Tallinn used the safety belt when driving a car; the figures were 94% and 97% respectively when being a passenger. These figures were on par with the Estonian averages.

### 1.2.10. Wearing a reflector

A fifth of males and less than a third of females in Tallinn's population wear a reflector when moving around in dark time of the day. At the same time, the share of people wearing a reflector are significantly higher for the entire Estonia: 34% of males and 50% of females did so in year 2008 (figure 14). The share of females wearing a reflector is higher than that of males, both for Tallinn and for the entire Estonia.

There was no significant change in the reflector-wearing behaviour among the population of the city in years

2006–2008, except in the age group of 16–24 years where the share of males wearing a reflector has increased from 12% to 23%, and in the age group of 45–54 years where the share of people wearing a reflector has decreased from 23% to 10%.

In year 2009, all schoolchildren going to the 1. grade in Tallinn received a reflector vest from the City of Tallinn. This was repeated in year 2010.

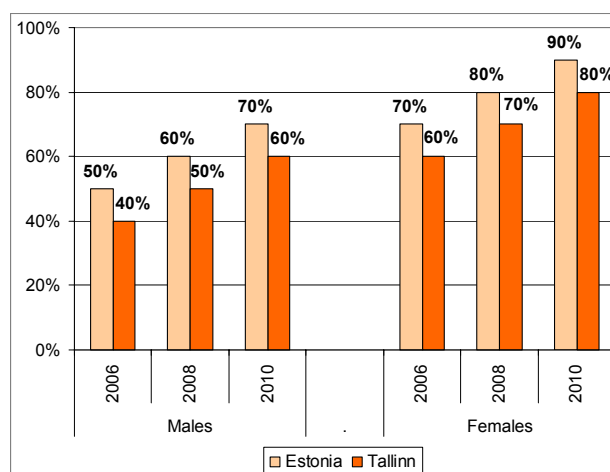


Figure 14. Wearing a reflector

### 1.2.11. Drowning

24 people drowned in the water bodies of the Harju county in year 2010; this means 0.46 deaths by drowning per 100,000 population. This places the region of Northern Estonia to the same level as the best results among European countries, i.e. it is practically the same result as that of Germany which is at the 4<sup>th</sup> position (0.47). But as the average result for the entire Estonia is extremely bad, the problem needs to be approached systematically in order to improve the situation. Strategic plans and action plans need to be prepared, data collection methods need to be reviewed and all collected statistical data needs to be analysed: sex, age, education, state of health, swimming abilities, type of water body, time factors, etc. It would also certainly prove beneficial to involve the third sector in solving these issues.

Table 3. Number of deaths by drowning, in Estonia and per 100,000 population, 1997–2010

	Number of deaths by drowning	Deaths by drowning per 100,000 population
1997	164	11.72
1998	97	7.00
1999	164	11.92
2000	77	5.62
2001	135	9.90
2002	91	6.70
2003	105	7.76
2004	85	6.30
2005	59	4.38
2006	72	5.40
2007	81	6.04
2008	77	5.74
2009	61	4.55
2010	97	7.23

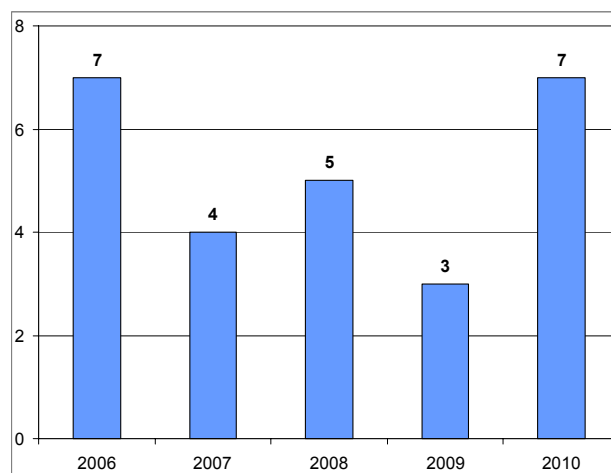


Figure 15. Number of deaths by drowning in Tallinn, 2006-2010

### 1.2.12. Fires; deaths by fire

#### Summary of year 2010

There were 8,871 emergency calls in the service region of the Rescue Centre of Northern Estonia in year 2010, of those 6,431 in Tallinn and 2,440 elsewhere in the Harju county. Calls to fires in Tallinn numbered 3,511, i.e. 55% of all emergency calls. A large share of the calls to fire consisted of false alarm signals from AFAs (automatic fire alarm systems connected to the rescue centre). In year 2010 there were 862 of those in Tallinn, i.e. 25% of all calls to fire. In the Harju county (excl Tallinn) there were 1,324 calls to fire (i.e. 54% of all emergency calls) last year, of which 338 (i.e. 26% of all calls to fire) were false alarm signals from AFAs.

The share of actual fires in all calls to fire was 1,455 in Tallinn and 604 in the Harju county; this is respectively 41% and 46% of all calls to fire. There were 448 fires in buildings and facilities in Tallinn and 271 in the Harju county, of these 106 and 55 respectively in abandoned buildings. The number of fires in abandoned facilities and buildings has decreased when compared to preceding years.

In addition to actual fires, there have been 302 cases of soot fires and cooking fires in buildings, of this 251 in Tallinn and 51 in the Harju county. Soot fires and cooking fires are accounted separately in the statistics because these cannot be considered actual building fires.

There were 30 soot fires in Tallinn and 25 soot fires in the Harju county. There were 221 cooking fires in Tallinn and 26 cooking fires in the Harju county.

The causes of building fires have remained the same across years. The most frequent cause is carelessness when handling open flame, accounting for 352 events (245 in Tallinn and 107 in the Harju county). Of those, 18 were candle flames, two of which ended tragically. The number of fires caused by candles has almost doubled when compared to year 2009. 13 fires were caused by children playing with fire. 94 fires were caused by careless smoking.

Another large category of causes for fires is electricity, accounting for a total of 172 fires (mainly due to faults in electric equipment and installations, accounting for 126 fires).

19 people of Tallinn and the Harju county died in fires last year (10 in Tallinn and 9 in the Harju county). 12 of the victims were males (incl. one boy aged 6 years) and 7 were females. A common fact regarding males was that in 8 cases they were aged 60 years in average. The females were aged 66 years in 5 cases. The overall average age was 49 years for males and 58 years for females. 2 people died in abandoned buildings, both in Tallinn.

For 74% of the fire events ending in deaths, the main cause of fire was careless handling of a fire source (e.g. 9 times due to careless smoking and 2 times due to a candle). A smoke detector was found in only 4 cases and it was impossible to search for it in 6 cases.

55 people were injured in fires (i.e. needed hospitalisation) in the service region of the Rescue Centre of Northern Estonia, of those 37 in Tallinn and 18 in the Harju county. The numbers of people hospitalised were as follows: 28 males, 3 of them aged over 70 years; 18 females, 5 of them aged over 70 years; five schoolboys and 2 schoolgirls aged 13–17 years; a boy aged 1 year and a boy aged 3 years.

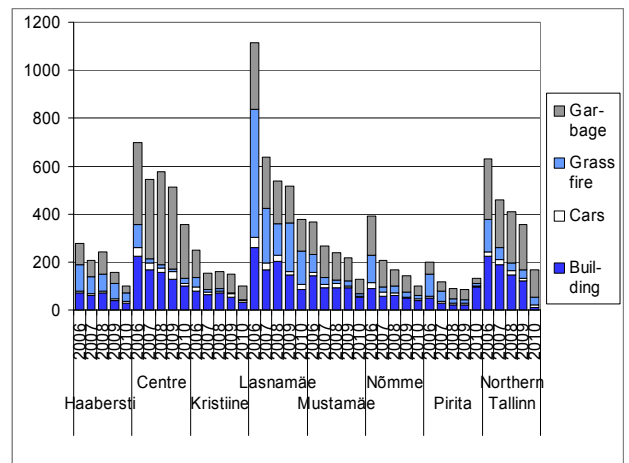


Figure 16. Fires across districts and fire sources

As a conclusion it can be said that the number of false alarm signals from AFAs, calls to help animals and birds, and calls to eliminate consequences of natural forces, e.g. trees fallen on roads and vehicles slid into trenches or stuck in snow increased when compared to previous years. Unfortunately there is also a trend of increase of rescue calls to traffic accidents.

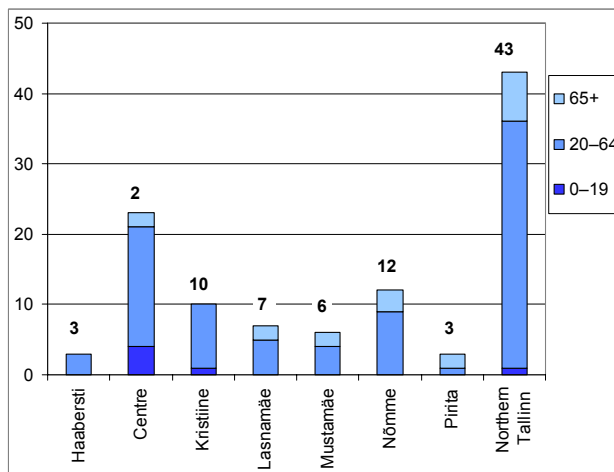


Figure 17. Numbers of deaths from fires by age groups, 2004–2010

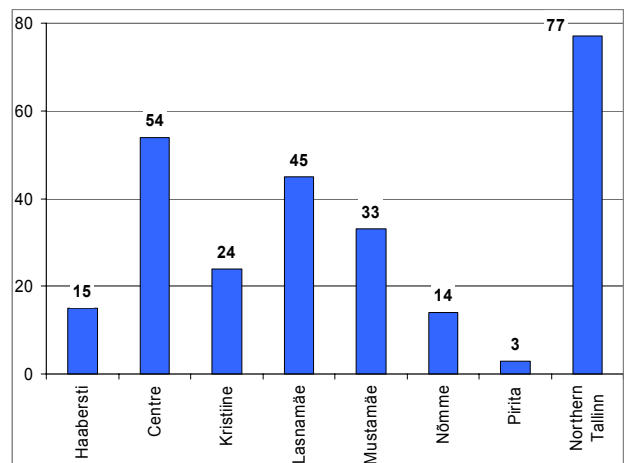


Figure 18. Numbers of injuries from fire, across districts, 2003–2010

## SAFE COMMUNITY INDICATORS

### **Indicator 1. Infrastructure based on cooperation and led by an inter-sector task group responsible for promoting safety in the region.**

#### **A. Safe Tallinn leader group**

1. Vahur Keldrima – Manager, Social Welfare and Health Care Board, Tallinn City Government;
2. Ain Valdmann – Manager, Municipal Engineering Department, Tallinn City Government;
3. Otto Popel – Manager, Environment Department, Tallinn City Government;
4. Andres Pajula – Manager, Education Department, Tallinn City Government;
5. Andres Harjo – Manager, Transport Department, Tallinn City Government;
6. Monica Rand – Manager, Municipal Police Department, Tallinn City Government;
7. Rein Ilves – Manager, Sports and Youth Department, Tallinn City Government;
8. Raul Atlas – Head Doctor, Tallinn Emergency Medical Services Foundation;
9. Raik Saart – Director, Rescue Centre of Northern Estonia;
10. Juhan Kaarpalu - Road Administration;
11. Peeter Lepp – Tallinn Association of Estonian Red Cross;
12. Indrek Randma – member of the Management, NGO Eesti Naabrivalve;
13. Kersti Põldema – Manager, Tallinn Social Work Centre;
14. Virge Messer – Manager, Labour Inspectorate, Northern Region;
15. Tamo Vahemets – member of the Management, Operation Lifesaver Estonia.
16. Elmar Vaher – Prefekt, Police and Border Guard Administration

#### **B. Safe Tallinn task group.**

1. Kadri Hunt – Social Welfare and Health Care Board, Tallinn City Government;
2. Kirsika Lääts – Transport Department, Tallinn City Government;
3. Urmas Sadam – Education Department, Tallinn City Government;
4. Viljo Rannala – Municipal Engineering Department, Tallinn City Government;
5. Kairi Kilp – Head Specialist, Preventive Activities Office, Rescue Centre of Northern Estonia;
6. Otto Popel – Environment Department;
7. Reeli Lind - Municipal Police Department, Tallinn City Government
8. Priit Ilver – Deputy Manager, Sports and Youth Department, Tallinn City Government;
9. Kristel-Liis Kaunismaa – Police and Border Guard Administration, Northern Police Prefecture;
10. Eve-Mai Valdna - Road Administration, Northern Region;
11. Lilia Laul-Gontšarenko – Tallinn Association of Estonian Red Cross;

### **Indicator 2. Long-term sustainable programmes covering both sexes and all age groups, the surrounding environment, and various situations.**

### **Indicator 3. Programmes intended for high risk groups and vulnerable groups.**

**The following overview substantially combines indicators 2 and 3.**

## RESCUE CENTRE OF NORTHERN ESTONIA

The field of preventive activities is one of the main fields of activities of the Rescue Board since year 2006 when activities were started for prevention of fires. By now, preventive activities cover both water safety and fire safety, with the purpose of preventing human-threatening and environment-threatening accidents caused by carelessness and lack of knowledge.

### **1. The programmes of the field of preventive activities regarding rescue services, covering both sexes and intended for specific age groups:**

- Children aged 6–7 years: “Nublu the dog helps” (“Nublu aitab”);
- Grades 1–3: “I know about fire” (“Tean tulest”) – children learning at the fire station;
- Grades 4–6: “Protect yourself and help another” (“Kaitse end ja aita teist”);
- Group activities for youth aged 7–19 years;

- Water safety training for upper secondary school students;
- Fire safety training for adults;
- Training for elderly people.

**2. As accidents largely depend on the environment where people currently are, the following programmes are intended for institutions and other cooperation partners via whom we expect to reach the vulnerable target groups or whose location is for some reason more susceptible to accidents, where damages from possible accidents are higher or which are able to increase the safety of the surrounding environment:**

- Trainings for apartment ownerships;
- Trainings for social workers;
- Trainings for Village Elders;
- Trainings for volunteers;
- Consultations for heads of local governments;
- Consultations for key persons of educational institutions.

In addition to training programmes, regular information days for children and adults are being conducted in the rescue field.

- **Fire-safe homes – smoke detector training.** Every year about a hundred people die in fire accidents in Estonia. There were 164 fire deaths in year 2006; most of these people – 80% – died in their own homes. The number of fire deaths was 132 in year 2007, 89 in year 2008 and 63 in year 2009. Home has to be a safe environment for the family; this includes fire safety. Such an environment can also be created without any large investments or in-depth rescue knowledge. A smoke detector, a fire extinguisher and a fire blanket are easy-to-use primary fire-fighting means. They are also available in most all larger shopping centres.
- All age groups – **online training and preventive activities.** Study materials are available at [www.ohutusope.ee](http://www.ohutusope.ee), [www.pepk.ee](http://www.pepk.ee).

The high-risk and vulnerable target groups for preventive activities in the field of rescue are small children, elderly people, disabled people, residents of rural settlements, and adult males. The fire statistics of the Rescue Board shows the target groups where accidents are more frequent and indicates also the causes of the accidents on a case-by-case basis. In addition to that, the Rescue Board orders an annual TNS Emor survey to determine the fire safety awareness of the population. This survey gauges the knowledge, attitudes and behaviour of the population. The topics of the trainings are chosen according to the statistics and environmental specifics.

- **Training for elderly people.** Elderly people aged 65–74 is a vulnerable target group due to their living place, state of health and lack of necessary knowledge. According to the Emor survey, one such risk factor is e.g. lower awareness about the 112 emergency telephone number. Also, it is often difficult to reach elderly people because they live in the rural area outside settlements, and they also need more specific information that takes into account their health and other factors.
- **Disabled people.** Training service takes into account the type of disability (hearing disability and deafness, blindness, movement disability, mental disability, combined disability).

In addition to trainings, the Rescue Board conducts a semi-annual media campaign intended for the high-risk target group and dealing with the hotter topics of water safety and fire safety. The input for the campaign comes from the Rescue Board statistics and from the Emor survey.

## **POLICE AND BORDER GUARD ADMINISTRATION, NORTHERN POLICE PREFECTURE**

- **Training for kindergarten teachers “ESCORTING A GROUP OF CHILDREN” (“LASTERÜHMA SAATJA KOOLITUS”).** The theoretical part deals with the following topics: human field of view and hearing; speed, reaction, stopping distance, impacts; signs of traffic control officer; safety and traffic control means. The practical part includes practice of crossing a street with a group of children and following the signs of a traffic control officer, under supervision of an instructor.
- **Training for kindergarten and primary school teachers “KNOW TO HELP” (“OSKA AIDATA”).** The purpose of this training is to give the kindergarten teachers better awareness and skill of noticing children having become victims of domestic violence or sexual violence and of correct reactions to such cases.

- **Training for teachers “SMART IN INTERNET” (“TARGALT INTERNETIS”).** Considering bullying in school, several identifiers of bullying are pointed out: malicious, repeated and entailing unequal positions of power (for example a group bullying a victim who is alone). In addition to lectures and workgroups in schools, the following training materials are available online: <http://www.targaltinternetis.ee/opetajatele/>
- **Training for elderly people “BE AN EXAMPLE!” (“OLE EESKUJUKS!”)** Fire safety at home, traffic behaviour, etc. Conducted in cooperation with the Rescue Centre of Northern Estonia.

## ROAD ADMINISTRATION, NORTHERN REGION

Conducting training activities and distributing training materials regarding traffic behaviour.

<http://www.mnt.ee/failid/Kataloog.pdf>

### Targeted ongoing projects and trainings for various age groups and target groups:

- **Ettevaatust! Näitus! „Liikluskasvatusest läbi aegade“ for children in kindergarten and primary school** – overview about the history of traffic safety, with lectures;
- **“Traffic Primer” (“Liiklusaabits”) for every 1. grade student!** – as a present to all children going to the 1. grade;
- **Reflector trainings and dark doll tests for 3.–4. grade students** – proving the necessity of wearing a reflector with practical examples;
- **Pan-city bicycle competition “Cycle skills” (“Vigurivänt”) for children aged 10–12 years** – solving traffic tests and performing precision cycling by teams, in order to promote safe bicycling (this competition has been held for 10 years);
- **Competitions for teachers** – for the purpose of involving teachers more actively in teaching traffic safety: Traffic Teaching Folder 2008 (“Liiklusõpimapp 2008”), Traffic Games Folder 2009–2010 (“Liiklusmängude mapp 2009–2010”), Our Own Traffic Book 2011 (“Meie oma liiklusraamat 2011”);
- **Trainings for teachers and other target groups** – training for escorting a group of children, organising traffic teaching in educational institutions, integration of traffic teaching, training for driver school teachers, training for hobby teachers;
- **Children aged 10–15 years** – Bicycle trainings in various districts of Tallinn. **Tallinn District Governments, Northern Region of the Road Administration, Northern Police Prefecture.**

**Bicyclists aged 10–15 years are required to wear a helmet when riding outside courtyard areas.**

**Starting from July 1, 2011, bicyclists aged up to 16 years will be required to wear a helmet in the Republic of Estonia.**

## TALLINN CITY GOVERNMENT

- **1. grade students.** In autumn 2009 and 2010, all children going to the 1. grade in the city of Tallinn received a reflector vest as a present from the City; a total of 4,000 vests were handed over (this campaign will be repeated in autumn 2011). **Social Welfare and Health Care Department, Tallinn City Government**
- **Parents.** In summer 2009 and 2010, the City of Tallinn distributed 5,000 wristbands for pre-school children on 5 public beaches, the wristbands stating the name of the child and the parents. This was accompanied by explanations about the necessity of such wristband and about ensuring the safety of a child on a public beach by the coast guard employees. This is planned as a continuing activity. The same campaign will be conducted in the beach season of year 2011 on the public beaches of Tallinn. **Social Welfare and Health Care Department, Tallinn City Government.**
- **“Age 10–15 years” (“10–15 eluasta”).** Bicyclist trainings in the districts of Tallinn. **Tallinn District Governments** in cooperation with the Northern Region of Road Administration and the Northern Police Prefecture.
- **“Avoiding injuries in Tallinn” (“Vigastuste vältimine Tallinnas”).** Various events, trainings, information and learning days are organised for a wide variety of target groups and age groups (parents of small children, directors and teachers of kindergartens and schools, district government employees and members of health teams of districts, pre-school children and school students, elderly people) within

the framework of a project of the Health Insurance Fund for avoiding injuries in everyday and recreational activities. Since year 2007, the activities of that project have been organised in Tallinn by the **Social Welfare and Health Care Board, City Tallinn City Government**. The actual conducting of the activities takes place in active cooperation with the district governments of Tallinn.

- **Safe playgrounds.** The development plan of public playgrounds in Tallinn does not involve sports fields, traffic villages, and playgrounds and activity grounds located on private property and in the territories of educational institutions (kindergartens and schools). As of October 1, 2008, all city districts have handed over the playgrounds located in their administrative territories into the balance of the Environment Department. Thus there is a single unified administrator of playgrounds in the city, developing the playgrounds and maintaining them technically according to its statutes. The ensuring of overall cleanliness is still the task of districts. Construction of systematically designed playgrounds has been started in recent years. Modern playgrounds are used intensively; these are colourful and provide various activities that facilitate the health and development of children and have a favourable effect. Also, such playgrounds generally conform to the harmonised safety requirements for playground elements as established in the European Union and utilised as a standard in the Republic of Estonia, and thus also to the safety requirements for playgrounds. **Environment Department, Tallinn City Government.**
- There is an interesting and beneficial project “**Tidy courtyards**” (“**Hoovid korda**”) initiated by the Municipal Engineering Department of the City Government of Tallinn; within the framework of this project, several apartment ownerships have ordered playgrounds for their land properties, in order to help establish a more favourable environment. Within this project, apartment ownerships can apply for support from the City for the following activities: establishing and repairing roads in the courtyard and sidewalks in front of the apartment ownership; establishing and improving parking facilities and trash container sheds or trash containers; solving storm water problems in the courtyard; establishing or improving a greenery area, recreational area or other open area; planting or improving trees; establishing or improving a playground or a sports field and a recreational area; installing or improving street lights, fences or perimeters; installing or tidying inventory in the courtyard. **Municipal Engineering Department, Tallinn City Government.**
- **Swimming lessons for children. Education Department, Tallinn City Government.** Obligatory swimming lessons for 3. grade students of Tallinn’s schools, duration of programme: 24 lessons.
- The total extent of central cleaning of all roads, parking facilities, separate bicycle roads, greenery located on road areas, and public transport stops owned by the City of Tallinn is 12.3 million m<sup>2</sup>. The Municipal Engineering Department of the City Government of Tallinn organises the maintenance of city streets as a vital service in the total extent of 9,104,483 m<sup>2</sup>, incl. 5,904,744 m<sup>2</sup> (64.9%) as main streets and 3,199,739 m<sup>2</sup> (35.1%) as side streets, and also maintenance of greenery located on road areas in the extent of 3,725,000 m<sup>2</sup> and maintenance of public transport stops in the extent of 75,106 m<sup>2</sup>. The maintenance of main streets is of primary importance as a vital service, in order to ensure the functioning of intra-city public transport and other vital services. The districts organise the maintenance works of all streets owned by the City and located in the administrative territory of the district governments, all intra-block roads, sidewalks, parking facilities and greenery areas, in the total extent of 3,124,163 m<sup>2</sup>. The Municipal Engineering Department of the City Government of Tallinn organises road construction, reconstruction of roads and streets and restorative repairs of streets as a programme of major repairs, in the average extent of 495,944 m<sup>2</sup> per year; of this, 369,768 m<sup>2</sup> as driveways and 126,175 m<sup>2</sup> as sidewalks. The Municipal Engineering Department of the City Government of Tallinn organises maintenance repairs of road facilities in the extent of approximately 255,000 m<sup>2</sup> per year (2% of the total area of all road facilities), in order to ensure traffic safety on roads and streets. Within the framework of maintenance repairs, curb stones with the height of 1–3 cm are installed on pedestrian crossings and safety islands, in order to ensure accessibility for wheelchairs and baby strollers. Additionally, ramps are installed for stairs and steps. As of January 1, 2011 there are 52,664 lighting fixtures installed in the territory of the city, 99% of which are new, modern lights. By the end of year 2008, all streets belonging to the city had street lighting. **Municipal Engineering Department, Tallinn City Government**
- There are 192,1 km of light traffic roads (bicycle roads) in the administrative territory of Tallinn, including 29.7 km in Haabersti, 34.3 km in City Centre, 12.6 km in Northern Tallinn, 31.3 km in Lasnamäe, 16.2 km in Mustamäe, 38.5 km in Pirita, 15.3 km in Nõmme and 14.2 km in Kristiine. A 2.5 km training road for bicycles and roller skates was established in the Lillepi Park. Light traffic roads have street lighting for the entire extent. Road conditions level 3 is required for light traffic roads, meaning that light traffic roads are maintained (cleaned from leaves, branches and common trash) three times per week. **Municipal Engineering Department, Tallinn City Government.**

- Pursuant to the Basic Schools and Upper Secondary Schools Act, **a school is required to ensure mental and physical safety and health protection of a student during the student's presence in the school.** The school is also required to prepare a daily schedule conforming to the health protection regulations and norms. Tallinn's schools implement measures to prevent mental and physical violence, cooperating with parents (guardians, caregivers), school administrators and, if necessary, the police and other institutions and experts for this purpose. The procedure for notifying about cases of endangering the mental or physical safety of students and school personnel and for solving such cases is established with the internal regulations of the school. The task group of the Education Department of the City Government of Tallinn has collected tips and materials about main issues of crisis programmes of schools (contacts for help, crisis aid, help for class teacher, bullying, traumatic crisis, sadness, bomb threat, fire safety and behaviour in case of fire, first aid in case of traumas, traffic topics, etc.) and has made them available on the website of the Department at <http://www.Tallinn.ee/est/haridus/Turvalisus>. **Education Department, Tallinn City Government.**
- 45 general education schools of Tallinn have joined the INTERREG IVA cross-border cooperation programme of the western Baltic Sea region (the sub-programme of Southern Finland and Estonia) which lasts from 01.09.2009 to 31.12.2012 (40 months). The aim of the project **“Active and safe school day” (“Aktiivne ja turvaline koolipäev”)** is to promote healthy life and welfare of children and youth in school via active lifestyle and better living environment, involving the community. This goal is pursued with the means of the school – activities during breaks and after school, outdoors learning, etc. The spirit of common activities is developed in children; also, cooperation within school, between schools, at the level of the city, and between the Cities of Turku and Tallinn is developed. In addition to Tallinn's schools, the project involves 45 schools from Turku (Finland). Project teams have been established in schools; these teams provide ideas and methods that the school can utilise for better organising of children's free time. Local education departments in cooperation with schools facilitate the creating of better environment. Cross-border cooperation is utilised, exchanging experience between Turku and Tallinn, and research is conducted to achieve the targets related to the project. **Education Department, Tallinn City Government.**

#### **OPERATION LIFESAVER ESTONIA (OLE)**

- **Railway safety campaigns** “Let the train pass! You're awaited home for Christmas.” (“Lase rong läbi! Sind oodatakse jõuluks koju.”) in 2010, railway safety week “RED means RED” (“PUNANE on PUNANE”) in 2010; railway safety campaign “Let the train pass!” (“Lase rong läbi!”) in 2009, railway safety week “Let the train pass! – Saving lives” (“Lase rong läbi! – Hoiame elu”) in **2009**; railway safety campaign “Let the train pass! You're awaited home for Christmas” (“Lase rong läbi! Sind oodatakse jõuluks koju”) in 2008, railway safety week “Railway crossing is not a game. Let the train pass!” (“Raudtee ületamine pole mäng. Lase rong läbi!”) in 2008. **Operation Lifesaver Estonia** is an international non-profit organisation active in railway safety; its activities are intended for reducing the number of traffic accidents on railways and thus the number of related injuries and deaths. There is an online educational colouring book for children available at the website of OLE: <http://www.operationlifesaver.eu/?id=14257>.

#### **NGO ESTONIAN NEIGHBOURHOOD WATCH**

Neighbourhood watch is a common activity organised by residents for the purpose of increasing the safety and welfare of the community. Participation in neighbourhood watch is voluntary; membership in neighbourhood watch does not entail any additional rights for the residents.

In Estonia, neighbourhood watch activities are organised by the non-profit organisation MTÜ Eesti Naabrivalve which was established in year 2000.

Today, more than 11,000 households all over Estonia have joined neighbourhood watch. 5,643 families in Tallinn are participating in neighbourhood watch, in the total of 170 neighbourhood watch sectors.

Surveys regarding the effect of neighbourhood watch indicate that members of neighbourhood watch have a stronger feeling of security than other residents. According to the estimates of participants of neighbourhood watch, crime levels also decrease as a result of the neighbourhood watch activities.

In short, the process of joining neighbourhood watch is as follows:

1. Residents are interested in joining neighbourhood watch; they wish to make their home region safer through their own activities;

2. The data of the people wishing to join neighbourhood watch are collected – name, address, telephone, e-mail, car data; each joiner confirms with a signature that he or she consents to share this data with other people joining neighbourhood watch;
3. A five-party cooperation agreement is signed: the neighbourhood watch sector, the Estonian Neighbourhood Watch Association, the police, the district government and the municipal police;
4. The Estonian Neighbourhood Watch Association provides the necessary amount of neighbourhood watch insignia and also information folders for every joiner;
5. The joining fee and the annual fee of neighbourhood watch are paid – 1 euro for joining and 1 euro for annual fee per household.

Everyday activities in a neighbourhood watch sector are based on the principle of “When I see, I react!”.

You can get additional information from the following website: [www.naabrivalue.ee](http://www.naabrivalue.ee)

## G4S

The main field of activity of the international corporation **G4S** is providing security services. In addition to security services, the corporation provides an online preventive campaign at the following address: <http://www.g4s.ee/turva-abc>

This online security primer provides good security advice. The applying of this advice helps protect the people, their close ones and their property. The primer also provides information about preventing unintended false alarms.

- **The G4S Youth Club** is an association open for all active youth of Estonia, aged 7–15 years.

## TALLINN ASSOCIATION OF ESTONIAN RED CROSS

- **The soup kitchen of the Tallinn Association of Estonian Red Cross:** cooperation with the Tallinn City Government, serving an average of 130 risk group people on every business day. In year 2010, catering was provided for a total for 1,604 people in need, with 34,310 meals served. If necessary, people are being sent into TBC check. The soup kitchen cooperates with the Eastern Tallinn Central Hospital. Safety discussions are being held – reflectors are being given as presents.
- **Summer camps in the city for children with special needs and from families with coping difficulties.** 8–10 camps per year. In 2010 there were 8 camps with 211 children participating in them. Camp programmes include promotion of healthy lifestyles, conversations about hygiene, conversations about safety – in cooperation with the Northern Police Prefecture and the Rescue Centre of Northern Estonia, visits to museums, incl. the Estonian Health Care Museum, etc.
- Safety discussions in kindergartens – youth of the Tallinn Association of Estonian Red Cross. Discussions with 1,903 children in year 2010.
- Discussions in schools – preventive activities regarding HIV/AIDS. Discussions with 79 children in year 2010.
- **December 1 – World AIDs day:** 6 events in all of the city, with about 700 participants.
- **Events for the elderly (Christmas).** An event in the Kosmos Cinema – 300 participants in year 2010. Discussions about safety, a reflector as a present to each of the elderly people.
- **The Backpack (“Ranits”) campaign – in cooperation with the Tallinn City Government .** Ca. 600 participants with parents. Discussions about safety, a reflector and a brochure as a present.

## LABOUR INSPECTORATE, NORTHERN REGION

The goal of the Labour Inspectorate is to reduce the number of occupational accidents to the level of 500 per 100,000 employees by year 2014. In order to achieve this, the supervision procedures are systematically updated and various free-of-charge notification methods are used efficiently. The aim of the Labour Inspectorate is to increase the knowledge of employers about working-related issues. Since year 2009, the Labour Inspectorate has organised the following:

- Work environment trainings for work environment specialists (total extent of training is 120 academic hours);
- Work environment trainings for representatives of small enterprises (total extent of training is 24 academic hours);

- Optional modules of work environment specialist training, for experienced work environment specialists. The goal of this training is to provide additional knowledge and skills necessary for a specific topic of work environment (e.g.: lighting, ergonomics, etc.). The information days of the Labour Inspectorate also focus on a specific topic of work environment (e.g. PPE, risk analysis).

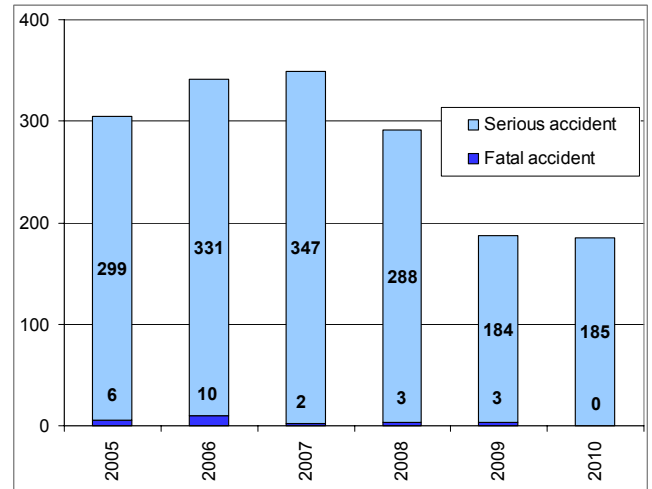
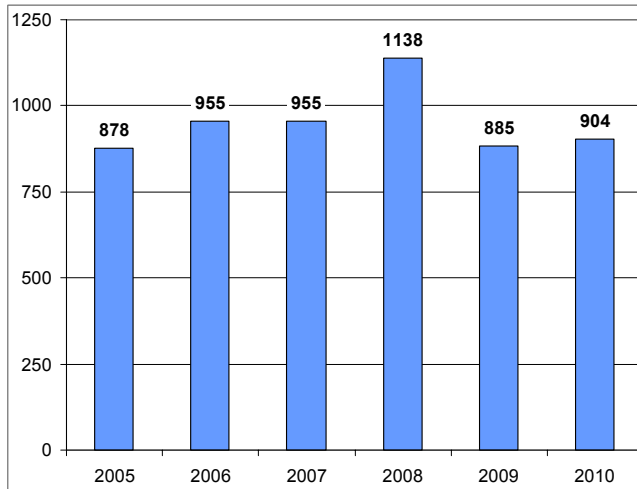
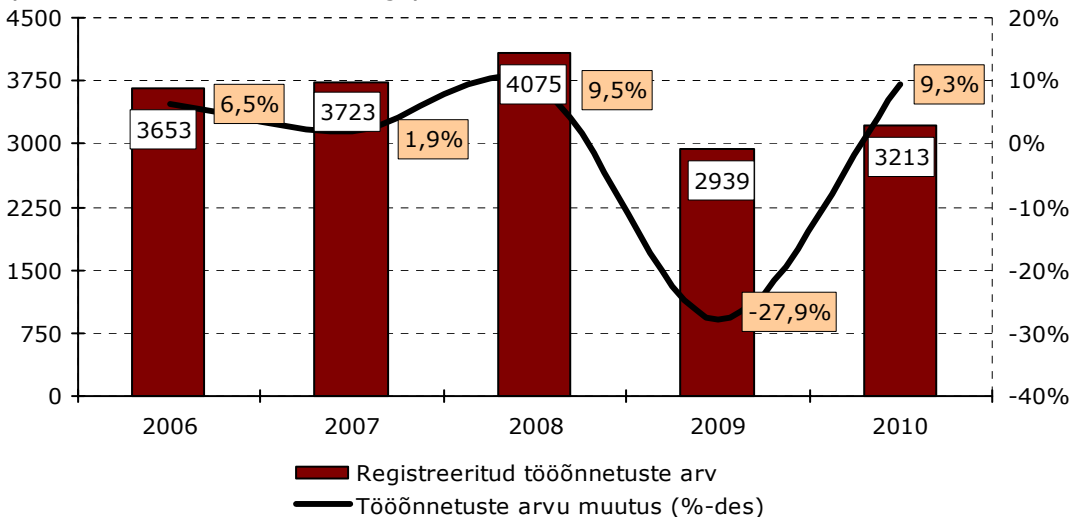


Figure 19. Occupational accidents in Tallinn with severe and fatal results

In year 2010 the Labour Inspectorate was informed about 3,213 occupational accidents (in year 2009 the respective figure was 2,939). When compared to 2009, the number of registered occupational accidents has increased by 9.3% i.e. 274 cases. (Figure 21)

#### Registreeritud tööõnnetused 2006-2010

(muutus võrreldes eelmise aastaga)



On the other hand, when considering the fact highlighted by the National Audit Office that there is no truthful statistics of occupational accidents in Estonia when compared to other Member States of the European Union and to the weighted data of occupational accidents collected by the Statistical Office based on a questionnaire survey, it must be said that there are 2.4 times less occupational accidents registered officially in Estonia than the numbers indicated in questionnaire surveys. The occupational accidents statistics prepared by the Labour Inspectorate are based on the occupational accident data officially submitted by the employers.

#### EMERGENCY READINESS, RESPONSIBLE ORGANISATION, MEASURES

The purpose of preparing an emergency risk analysis is to determine and evaluate the possible risks in the territory of the city and also the probabilities of those risks, in order to get an overview of what endangers the

life and health of people, damages the environment or the functioning of a vital service, or causes large economic damages. The risk matrix of Tallinn for year 2010 includes 60 dangers that could bring about an emergency situation, stating also their risk classes. The following list shows the dangers of the first three priorities, able to bring about an emergency situation.

### **Priority 1**

**Dangers that could cause an emergency situation with very high risk (a total of 14), with probable medium frequency of occurring and very severe consequences:**

1. Heat supply interruption lasting more than 72 hours;
2. Power supply interruption lasting more than 24–72 hours;
3. Fire in a medical or welfare institution;
4. Fire in an industrial or warehouse building of a dangerous enterprise;
5. Collision of a train carrying hazardous substances and a tanker truck at a railway crossing;
6. Collision or derailment of a train carrying hazardous substances;
7. Collision of a passenger train and a tanker truck at a railway crossing;
8. Release of a chemical from a truck carrying hazardous substances, near a surface water intake;
9. Hurricane with heavy rainfall;
10. Tanker vessel accident in the Gulf of Finland;
11. Tanker vessel accident at a harbour berth;
12. Accident at airport;
13. Airplane crash into the Ülemiste Lake;
14. Very low temperatures, a cold spell.

### **Priority 2**

**Dangers that could cause an emergency situation with high risk, with probable high frequency of occurring and severe consequences:**

15. Fire in the Pääsküla moor.

### **Priority 3**

**Dangers that could cause an emergency situation with high risk (8), with probable medium frequency of occurring and severe consequences:**

16. Heat supply interruption lasting more than 24–72 hours;
17. Mass unrest on streets;
18. High level of unemployment;
19. Families living in economic hardship;
20. Hurricane;
21. Heavy snowfall;
22. Heavy rainfall;
23. Accident with public transport (bus, trolleybus, streetcar).

The emergency risk analysis of Tallinn for year 2010 has been used as a basis for preparing an emergency action plan of Tallinn, describing the organisation of actions in case of an emergency, the relevant command structure, the organisation of information exchange and other significant activities related to solving emergency situations.

Upon order from the Municipal Engineering Department of the City Government of Tallinn, AS Sweco Projekt has prepared a risk analysis of the water supply of Tallinn (2008) and the action plan for prevention of possible emergencies related to the water supply of Tallinn (2009). The risk analysis of the water supply of Tallinn includes a description of the resources and conditions of water sources, a description of the water supply system of the activity regions, the risk sources and accidents affecting the water supply system, their characteristics, identification of the probability and evaluation of the consequences of accidents, risk matrices of individual components of the water supply system and the overall risk matrix, and the planning of preventive measures for protection of individual components of the water supply system. The emergency risk analysis of Tallinn for year 2010 includes the sub-clause “Summary of the risk analysis of the water supply of Tallinn” (“Tallinna veevarustuse riskianalüüsi kokkuvõte”), dealing with the following:

- Water supply accidents (a total of 49 different accidents), which could bring about emergency situations;
- Probability of occurring, level of severity and possible consequences of the water supply system accidents that could bring about most emergency situations (18 different accidents);
- Plans of prevention measures for individual parts of the water supply system.

The emergency action plan of Tallinn for 2010 includes a functional annex “Restoring the water supply” (“Veevarustuse taastamine”).

A crisis committee has been established in Tallinn, with the purpose of coordinating crisis regulation activities within the administrative territory of the city – prevention of emergencies, emergency readiness, solving emergencies and alleviating the consequences of an emergency situation. The Tallinn crisis committee has 18 members and the Chair of the committee is the Mayor of Tallinn. The Tallinn crisis committee manages the elimination of long-term interruptions of vital services placed into the competence of the local government and the functioning of the tasks and competences of the local government as listed in § 6 of the Local Government Organisation Act. There are additional crisis regulation teams which are sub-units of the Tallinn crisis committee. A crisis regulation team with 39 members is a continually active team established for coordinating the information exchange, resource use and cooperation between institutions and for analysing the situation; the members, work procedures and preparation of a crisis regulation team allow it to function around the clock in an emergency situation. The crisis regulation team of Tallinn is a body ensuring the functioning of the Tallinn crisis committee upon solving an emergency. Additionally, a committee for eliminating the consequences of harsh weather conditions has been established in Tallinn; the purpose of this committee is to inform the population about harsh weather conditions, to make preparations to prevent possible consequences thereof, and if necessary then to coordinate the cooperation between institutions upon eliminating such consequences.

Pursuant to the Emergency Act, an Order of the Government of the Republic has stated 26 types of emergency situations regarding which the competent institutions of the State are preparing emergency risk analyses and emergency action plans. The solving of every specific emergency is managed by the institution of the executive branch of the state power which is stated in the relevant emergency action plan. The primary forces reacting to emergency situations and eliminating those situations and consequences thereof are the rescue brigades and police forces and the various ministries. If necessary then the Tallinn crisis committee helps the institutions solving the emergency, by organising information exchange and coordinating the solving of the emergency.

#### **Indicator 4. Statistics of injuries; analysis of causes.**

##### **Minimum required: overview of statistics; necessity of collecting; high-priority fields of intervention.**

**Prepare a description of using statistical data in networking, activity planning and preparing of programmes.**

On the basis of the Health Care Services Organisation Act and the relevant Regulation of the Minister of Social Affairs, all providers of health care services are submitting health care statistics reports; among other data, the annual reports must state the primary diagnoses of injuries across sexes and age groups, and their external causes on the basis of the ICD-10 Chapters 19 and 20. The National Institute for Health Development analyses the collected data and publishes it by counties (in addition to Tallinn) and for the entire country. The Social Welfare and Health Care Board of the Tallinn City Government performs initial verification of the submitted reports before forwarding these to the National Institute for Health Development. The problem with this data is that the diagnoses of e.g. Tallinn mean not the diagnosing of residents of Tallinn but simply diagnosing people in the health care institutions of Tallinn. As injuries are usually diagnosed in hospitals and in emergency medical wards established in hospitals, this data contains many people living outside Tallinn and many traumas occurring outside Tallinn. Still, the Social Welfare and Health Care Department of the Tallinn City Government has been using this data regularly for planning the prevention of injuries. More precise information about injuries of the residents of Tallinn will be available after the digital medical file project is implemented and statistical data from that system is received. Also, a suggestion has been made to the Ministry of Social Affairs to establish a national trauma registry.

Since the beginning of year 2009, the Social Welfare and Health Care Department of the Tallinn City Government has organised the registration of the data of all children hospitalised with injuries in the Tallinn Children's Hospital, on the basis of version 1.1 of the IDB, in order to get more information about injuries of children.

**„Rescue Centre of Northern Estonia, 2005–2010, statistics“ („Põhja-Eesti Päästekeskus, 2005–2010, statistika“).** In year 2011, this yearbook was issued for the sixth time already. The statistics yearbook is available in digital format at the website of the Rescue Centre of Northern Estonia: [www.pepk.ee](http://www.pepk.ee), in the submenu “Rescue Centre” (“Päästekeskus”), under statistics:  
[http://www.pepk.ee/public/resources/editor/File/statistikaraamat2010\(2\).pdf](http://www.pepk.ee/public/resources/editor/File/statistikaraamat2010(2).pdf)

The statistics yearbook "**Tallinn in numbers**" ("**Tallinn arvudes**") was issued for the 18<sup>th</sup> time in year 2010. The topics have remained the same as in previous years. In order to follow the principles of unification in chronology and formatting and to enable vertical and horizontal analysis, the presentation of data in every topic is similar to the yearbooks of 2007 and 2008: the figures of Tallinn for the past five years, the same figures for the entire Estonia, and additionally comparison data with the Harju county about a few topics in relation with urban sprawl. The topics and tables of the collection of statistics were selected according to the following principles:

- Preparing development plans, strategies, yearbooks and reports about Tallinn and its different fields, and preparing various analytic overviews;
- Necessity to introduce Tallinn as the capital of the Republic of Estonia;
- Preparing the relevant presentation materials for Tallinn participating in various international conferences and competitions;
- Providing quick replies to over 50 information queries per year, dealing with various socio-economic fields.

**Indicator 5. Evaluation methods of processes, programmes, etc. Possibilities to evaluate and achieve the outcome indicators. Minimum required: description of the achieving of the outcome indicators of activities; level of effect of the activities on the decreasing of the number of injuries in the community. Cooperation with universities (surveys, evaluations, etc.).**

- The project effectiveness is measured by involvement of target groups and fulfilment of outcome indicators.
- Evaluating the involvement of target groups (number of participants);
- Analysing participants' feedback from seminars;
- Conducting project capacity evaluation (in Estonian) by external evaluator;
- Conducting internal evaluation and analysis of project activities at county report meeting.

**Indicator 6. Participation in country-level and international networking. Papers, conferences, informing about own activities, distributing information, international cooperation.**

#### **Cooperation partners of Tallinn.**

- EC Eurocities – [www.eurocities.org](http://www.eurocities.org) – Lobby organisation uniting large European cities for the purpose of protecting the interests of large cities vs. rural settlements in the process of shaping the policies and financing mechanisms of the EU.
- UBC Union of Baltic Cities – [www.ubc.net](http://www.ubc.net) – Cooperation network of cities in the Baltic Sea region with the purpose of developing cooperation between the cities.
- INTA International Urban Development Association – [www.inta-aivn.org](http://www.inta-aivn.org) – Global organisation specialising in the topics of physical development of cities.
- ECAD European Cities Against Drugs – [www.ecad.net](http://www.ecad.net) – Association of cities lobbying for absolute ban on all narcotic substances vs. cities where the consumption of some narcotic substances is legalised.
- OWHC Organization of World Heritage Cities – [www.owpm.org](http://www.owpm.org) – Organisation of cities entered into the UNESCO list of world heritage.
- ECM European Cities Marketing – [www.europecitiesmarketing.com](http://www.europecitiesmarketing.com) – ECT/ECTO European Tourism Cities / Federation of European Cities Tourist Offices and EFCT European Federation of Conference Towns joined in year 2007.
- POLIS European Cities and Regions Networking for New Transport Solutions – [www.polis-online.org](http://www.polis-online.org).

- Hansa (die Hanse) Movement – [www.hanse.org](http://www.hanse.org) – Association of medieval Hansa towns; includes 173 towns in 15 countries.
- UCEU The Union of the Capitals of the European Union – [www.uceu.org](http://www.uceu.org).
- ASCE Association of Significant Cemeteries in Europe – [www.significantcemeteries.net](http://www.significantcemeteries.net).
- LUCI Association, Association of Lighting Urban Community International – [www.luciassociation.org](http://www.luciassociation.org).

#### Cooperation networks

- Helsinki-Tallinn Euregio – [www.euregio-heltal.org](http://www.euregio-heltal.org) – Cooperation of Helsinki and Tallinn. Regional project-based cooperation between the two capitals and their regions for the purpose of developing joint activities of interest to both parties, involving co-financing from the EU.
- Baltic Metropolises – [www.baltmet.org](http://www.baltmet.org) – Cooperation network of metropolises of the Baltic Sea region for the purpose of developing cooperation in order to increase the region's competitiveness and awareness about the region on the European and global levels.

### 3. Describe the ambitions, goals and activities of your region/community on a somewhat higher level than is usual for other locations of your country or region.

#### Extract from the Public Health Act:

- Subsection 1 (1) –The purpose of this Act is to protect human health, prevent disease and promote health, which is to be achieved through the performance of duties by the state, local governments, legal persons in public law, legal persons in private law and natural persons, and through national and local measures.
- § 10 – The duties of the local governments are to: 1) organise implementation of health protection legislation and monitor observance thereof in the territory of the local government; 2) organise activities aimed at prevention of disease and health promotion among the population in the territory of the local government.

In order to implement the national strategy for prevention of cardiovascular diseases 2005–2020, the **Health Committee of Tallinn** was established with Regulation No. 69 of the City Government of Tallinn from June 15, 2005. **2 positions of Health Promotion Specialists** were established for performing the obligations set for the City: one at the Social Welfare and Health Care Department and one at the Education Department of the City Government of Tallinn.

On the basis of Decision No. 357 of the City Council of Tallinn from December 14, 2006, **Tallinn's population health development plan 2008–2015** (<https://oigusaktid.Tallinn.ee/?id=3001&aktid=106553>) was prepared. The development plan was adopted with Decision No. 66 of the City Council of Tallinn from April 17, 2008.

#### Vision and long-term goals of the development plan

The central focus of the development plan is on people and the development plan is implemented together with people. By establishing a safe and health-promoting socio-psychological and socio-economical, working, learning and living environment, favourable conditions and responsibility motivations are created for all people to make as healthy choices as possible and to improve their quality of life. The development plan is focussed on the factors facilitating the development of the population's health potential.

**The vision of the development plan** is that the population of Tallinn has good health and ability to realise themselves in the city that is connected, provides a social sense of security and is ecologically balanced.

#### Strategic directions of the development plan:

1. Ensuring a health-promoting and safe development of children – desired outcomes and measures;
2. Increasing the social connectedness and security of the society – desired outcomes and measures;
3. Ensuring a living and working environment that facilitates the preservation and development of health – desired outcomes and measures;
4. Favouring healthy choices and lifestyles – desired outcomes and measures.

#### The development plan states the following:

- The decision-making and responsibility level of the City Council and the City Government: to ensure that all district governments have the resources necessary for employing health promotion specialists in

order to develop the health capabilities of districts and settlements and to expand the social connectedness;

- The decision-making and responsibility level of public institutions: supporting the network of Health Promotion Specialists in district governments; coordinating this network in order to initiate health-promoting activities using professional, social and financial resources;
- The decision-making and responsibility level of district governments: employing a Health Promotion Specialist as a coordinator of local partnership, initiator of inter-sector health promotion activities and stimulator of involvement.

In order to coordinate the implementation of Tallinn's population health development plan, the **Tallinn Health Coalition** was established with Regulation No. 46 of the City Government of Tallinn from June 18, 2008. The Chair of the Coalition is the Mayor of Tallinn and the Deputy Chair is a Vice Mayor of Tallinn in the field of social welfare and social insurance, health care, and prevention of drug addiction and AIDS. The members of the Tallinn Health Coalition include a member of the City Council, the Vice Mayor in the relevant field, managers of the City's institutions, the Manager of the Tallinn Health Protection Office, representatives of Tallinn's universities, representatives of non-profit organisations, and other important decision-makers (a total of 35 members).

**The tasks of the Tallinn Health Coalition are as follows:**

1. Coordinating the implementation of Tallinn's population health development plan 2008–2015;
2. Determining the activity priorities for the next calendar year;
3. Adopting the action plans;
4. Receiving and evaluating overviews about the health behaviour of the city's population, and determining the resources necessary for health promotion;
5. Cooperating with other committees of the City Government towards solving issues related to the health of the city's population;
6. Presenting own activities in the media;
7. Presenting suggestions to the City Government about issues related to implementation of Tallinn's population health development plan 2008–2015.

Starting from January 1, 2008, there is a **position of a Health Promotion Specialist in the field of health promotion** in the district governments of Tallinn (Haabersti, Nõmme, Mustamäe, Northern Tallinn, Pirita, City Centre, Kristiine, Lasnamäe). The job description of a Health Promotion Specialist has been adopted with a directive of the District Elder. The main fields of activities of the Health Promotion Specialists in districts are as follows (substantial differences between the job descriptions in different districts are very little):

Health Promotion Specialist has the following duties according to the job description:

1. Coordinating health promotion in the district, initiating health promotion activities and involving population in health promotion;
2. Making suggestions for prevention of health problems in the population, offering solutions for existing problems;
3. Conducting health-promoting events for various interest groups;
4. Finding sources of financing, incl. foreign financing for the health promotion activities planned in the district, preparing project documentation to apply for financing;
5. Cooperation with health specialists of other districts;
6. Developing the system of support persons and support groups related to health promotion;
7. Participating in the work of committees developing various thematic development plans, in cooperation with the Tallinn Health Council;
8. Distributing information about health issues, for the purpose of increasing the level of valuing health and the level of social responsibility for health;
9. Performing one-time work tasks provided by the Manager of the department.

Health promotion as a field of activity of a district is stated in the Statutes of the districts (§ 5 Fields of activities and tasks of governments), according to Regulation No. 35 of the City Council of Tallinn from October 1, 2009.

**4. State an example of a political decision adopted by a local or regional political power, facilitating sustainable activities towards prevention of injuries.**

- The decision of the Tallinn Health Coalition to join the international Safe Community network.

**Based on a resolution of the Health Coalition's meeting of 3 February 2010, the process of joining the International Network of Safe Communities was initiated along with the preparation of the documentation required for joining.**

Ene Tomberg  
Deputy Head  
Social Welfare and Health Care Department  
Tallinn City Government